




Fund			
8182	Special Education Discretionary	474,256.00	477,659.00
8290	All Other Federal Revenue	14,756,402.00	15,288,989.65
8291	All Other Federal Revenue-CO		1,848.10
8590	All Other State Revenues	747,284.00	1,705,699.04
8591	All Other State Revenues-CO		194,175.00
8631	Sale of Equipment and Supplies		14,567.40
8650	Leases and Rentals	2,126,806.00	2,126,806.00
8677	Interagency Services Between L	1,825,532.00	1,825,532.00
8690	Donation Board Acknowledgement		222,301.33
8698	All Other Local Revenue-CO		275,581.76
8699	All Other Local Revenue	100,000.00	1,384,151.82
8919	Other Authorized Interfund Tra	2,174,627.00	2,191,263.00

1101	Teacher Salary-Regular	162,826,834.07	160,390,468.91
1102	Teacher Salary-Substitute	8,681,648.00	6,303,745.52
1103	Teacher Salary-Temporary	6,441,356.00	6,736,221.83
1201	Librarian Salary-Regular	1,050,526.00	1,060,245.64
1202	Librarian Salary-Substitute		1,218.80
1211	Guidance/Welfare/Atnd Sal-Reg	6,469,888.97	7,088,188.61
1212	Guidance/Welfare/Atnd Sal-Sub		1,965.40
1213	Guidance/Welfare/Atnd Sal-Tem	7,007.00	15,846.17
1221	Physical/Mental Health Salary-	5,829,035.00	6,555,695.47
1222	Physical/Mental Health Salary-		27,943.04
1223	Physical/Mental Health Salary-	122,164.00	197,709.97
1301	Supervisor Salary-Regular	470,870.00	301,935.85
1311	Principal Salary-Regular	9,394,711.00	8,677,225.25
1312	Principal Salary-Substitute		127,095.02
1313	Principal Salary-Temporary	47,067.00	75,237.19
1321	Vice Principal Salary-Regular	4,739,778.00	4,339,749.99
1322	Vice Principal Salary-Substitu		60,082.23
1323	Vice Principal Salary-Temporar		36,303.06

Selection Filtered by User Permissions, (Org = 97, Online/Offline = N, Fiscal Year = 2020, Period = 10, Unposted JEs? = N, Assets and Liabilities? = N, Restricted Accts? = Y, SACS? = N, Fund = 01-71, Object = 1-8, Location = 0000-9999, Page Break? = Y, Obj Digits = 0)



Fund





--

Fund					
2403	Clerical/Office Salary-Tempora	148,511.74	192,296.07	181,949.97	10,346.10
2404	Clerical/Office Salary-Overtim	52,488.00	98,429.43	82,509.50	15,919.93
2901	Other Classified Salary-Regula	2,188,317.81	2,384,016.15	1,742,336.68	641,679.47
2902	Other Classified Salary-Substi	236,440.00	95,737.15	85,824.38	9,912.77
2903	Other Classified Salary-Tempor	130,184.00	655,732.45	221,446.91	434,285.54
2904	Other Classified Salary-Overti	66,194.00	20,861.69	20,208.41	653.28
3101	State Tchrs Retirement System-	55,926,116.58	53,794,405.47	27,112,263.07	26,682,142.40
3102	State Tchrs Retirement System-	156.00	136,388.98	106,366.83	30,022.15
3201	Public Employees Retirement Sy	80,348.94	865,058.13	723,912.35	141,145.78
3202	Public Employees Retirement Sy	11,267,425.92	11,273,371.05	8,696,665.94	2,576,705.11
3301	Social Security-Certificated	515,558.00	353,290.79	271,397.61	81,893.18
3302	Social Security-Classified	3,866,717.97	3,783,032.93	2,843,740.22	939,292.71
3311	Medicare-Certificated	3,236,746.86	3,181,020.25	2,393,354.08	787,666.17
3312	Medicare-Classified	934,926.72	820,219.81	708,792.38	111,427.43
3351	Alternate Social Security-Cert	1,227.00	5,313.59	4,100.04	1,213.55
3352	Alternate Social Security-Clas	37,396.00	122,276.16	76,120.18	46,155.98
3401	Health Insurance-Certificated	45,420,184.77	45,014,554.56	35,354,463.07	9,660,091.49
3402	Health Insurance-Classified	23,067,168.24	23,071,610.49	17,648,178.56	5,423,431.93
3411	Dental Insurance-Certificated	3,908,407.68	3,583,091.58	2,845,821.20	737,270.38
3412	Dental Insurance-Classified	1,995,862.00	1,825,650.90	1,407,549.54	418,101.36
3431	Vision Insurance-Certificated	514,912.56	492,278.88	390,672.28	101,606.60
3432	Vision Insurance-Classified	224,884.00	217,088.52	168,355.95	48,732.57
3501	Unemployment Insurance-Certifi	113,658.55	112,707.58	83,986.85	28,720.73
3502	Unemployment Insurance-Classif	39,297.17	40,785.17	24,404.55	16,380.62
3601	Workers' Compensation Ins-Cert	3,806,613.46	3,493,639.35	2,706,424.03	787,215.32
3602	Workers' Compensation Ins-Clas	1,099,397.82	1,092,046.50	797,617.26	294,429.24
3701	OPEB, Allocated, Certificated	14,798,304.00	14,720,045.60	11,662,410.88	3,057,634.72
3702	OPEB, Allocated, Classified Po	6,665,539.00	6,875,296.36	5,223,171.68	1,652,124.68
3901	Life Insurance-Certificated	55,077.60	54,781.76	43,101.07	11,680.69
3902	Life Insurance-Classified	30,879.60	29,214.32	23,102.63	6,111.69
4110	Approved Textbooks/Core Curric	1,635,226.08	1,429,435.89	306,978.96	153,910.36
4140	K-12 ELA Textbooks	1,594,117.00	1,611,117.00	20,532.46	1,583,906.22
4210	Other Books-General	134,011.00	213,331.73	86,592.67	27,136.23
4310	Instructional Materials/Suppli	28,111,503.86	11,155,425.29	2,912,787.50	1,618,057.40

Selection Filtered by User Permissions, (Org = 97, Online/Offline = N, Fiscal Year = 2020, Period = 10, Unposted JEs? = N, Assets and Liabilities? = N, Restricted Accts? = Y, SACS? = N, Fund = 01-71, Object = 1-8, Location = 0000-9999, Page Break? = Y, Obj Digits = 0)

Fund						
4317	Instructional Matl Lab Costs	94,868.00	18,975.28			18,975.28
4320	Non-Instructional Materials/Su	7,299,706.29	5,765,009.77	1,068,352.78	895,942.65	3,800,714.34
4327	Instructional Matl Lab Costs	38,720.00	13,171.06	324.92		12,846.14
4330	Transportation Supplies	10,166.00	18,316.00	12,170.00	5,644.01	501.99
4331	Transportation Repair Parts	366,324.00	387,312.87	83,346.21	278,966.10	25,000.56
4332	Oil	60,509.00	76,567.00	30,105.47	43,294.53	3,167.00
4333	Tires	75,646.00	125,985.72	62,197.10	57,788.62	6,000.00
4334	Gasoline	758,475.00	728,440.16	140,364.02	358,348.93	229,727.21
4380	Account Ctrl Awaiting Distrib.		2,278,527.24-			2,278,527.24-
4410	Equipment \$500 - \$4,999	1,017,419.00	3,246,634.82	1,332,131.20	675,548.76	1,238,954.86
5100	Subagreements for Services abo	41,644,310.87	44,119,397.35	14,809,802.58	25,805,885.24	3,503,709.53
5210	In-District Mileage	118,204.00	151,585.09	7,416.36	41,867.18	102,301.55
5220	Out of District Mileage	2,970.00	4,324.27	507.80	1,177.81	2,638.66
5230	Travel/Conference	681,982.42	1,000,057.12	359,043.19	122,066.09	518,947.84
5235	Non Employee Travel	5,640.00	73,105.26	32,997.41	28,402.45	11,705.40
5310	Dues and Memberships	138,801.00	160,321.97	19,395.00	94,209.60	46,717.37
5450	All Other Insurance	1,693,386.00	1,804,342.00	133.27	1,804,208.73	
5510	Electricity	5,751,821.00	5,457,650.70		3,877,672.82	1,579,977.88
5520	Fuel and Heating	1,118,251.00	1,249,774.00		664,102.90	585,671.10
5540	Waste Removal	323,014.00	388,541.00	1,351.89	224,616.99	162,572.12
5550	Water	3,312,649.00	3,596,323.00		1,985,936.25	1,610,386.75
5560	Laundry and Dry Cleaning	15,221.00	21,158.22	10,215.71	10,723.62	218.89
5610	Equipment Rental	1,102,868.00	743,317.94	528,403.56	48,554.59	166,359.79
5615	Software License Copyright	15,000.00	1,700.00	1,617.66		82.34
5620	Property/Building Rental	104,500.00	98,758.94	10,141.48	76,535.00	12,082.46
5690	Other Contracts, Rents, Leases	738,626.00	995,612.52	385,962.99	542,990.48	66,659.05
5717	Fingerprinting					
5730	Field Trips-District Transport					
5731	Other Transportation					
5740	Maintenance Services					
5741	Capital Improvements-District					
5745	Duplicating Services			71,680.13		71,680.13-
5750	Cafeteria Meals/Catering		476.33		476.33	
5751	Charter Services	1,535,071.00-	1,465,975.00-		759,948.40-	706,026.60-






Fund

7611	847,039.00	868,661.01	868,661.01
------	------------	------------	------------






Fund					
8011	Local Control Funding Formula	16,179,793.00	11,926,936.00	9,800,073.00	2,126,863.00
8012	Education Protection Acc- CY	2,138,369.00	2,520,087.00	1,989,893.00	530,194.00
8019	Revenue Limit State Aid Prior		41,922.00-	93,015.00-	51,093.00
8096	Trsfr to Charter in Lieu of Pr		3,858,494.00	2,933,350.00	925,144.00
8290	All Other Federal Revenue	298,638.00	303,401.00	118,383.14	185,017.86
8291	All Other Federal Revenue-CO			57,861.03	57,861.03-
8550	Mandated Cost Reimbursements	48,649.00	49,607.00	49,607.00	
8560	State Lottery Revenue	349,513.00	371,774.55	198,085.20	173,689.35
8590	All Other State Revenues		25,438.00	45,638.00	20,200.00-
8690	Donation Board Acknowledgement		5,000.51	2,109.12	2,891.39
8692	Stale Dated Warrants			2,152.09	2,152.09-
8698	All Other Local Revenue-CO			24,939.28	24,939.28-
8699	All Other Local Revenue		13,596.76	11,481.36	2,115.40
8919	Other Authorized Interfund Tra	626,746.00	152,528.28		152,528.28
		-----	-----	-----	-----



1101	Teacher Salary-Regular	6,552,132.00	7,301,048.22	5,543,322.44	1,757,725.78
1102	Teacher Salary-Substitute	120,205.00	289,828.62	260,476.58	29,352.04
1103	Teacher Salary-Temporary	88,011.00	69,476.69	24,837.56	44,639.13
1211	Guidance/Welfare/Attnd Sal-Reg	141,780.00	123,276.05	96,302.99	26,973.06
1311	Principal Salary-Regular	753,141.00	702,429.34	575,576.05	126,853.29
1312	Principal Salary-429.34		10,873.13	10,873.13	



--	--	--	--	--	--

Fund					
2224	Operations Salary-Overtime	1,463.00	1,338.23	1,338.23	
2241	Inst'l Media/Library Salary-Re	31,197.00	2,931.76	2,930.68	1.08
2253	Other Clsfd Support Salary-Tem	3,064.00	32,546.00	32,544.29	1.71
2301	Clsfd Administrative Salary-Re	87,918.00	91,550.43	80,919.63	10,630.80
2401	Clerical/Office Salary-Regular	468,656.00	445,819.61	364,795.70	81,023.91
2402	Clerical/Office Salary-Substit	3,589.00	8,179.93	4,478.29	3,701.64
2403	Clerical/Office Salary-Tempora		17,406.02	13,126.16	4,279.86
2404	Clerical/Office Salary-Overtim		245.83	244.86	.97
2901	Other Classified Salary-Regula	188,723.00	88,950.84	68,232.58	20,718.26
2902	Other Classified Salary-Substi		7,212.34	7,212.03	.31
2903	Other Classified Salary-Tempor	7,279.00	12,057.00	7,080.13	4,976.87
2904	Other Classified Salary-Overti		97.31	97.26	.05
3101	State Tchrs Retirement System-	2,111,177.00	2,104,849.43	1,063,631.12	1,041,218.31
3102	State Tchrs Retirement System-		2.32	2.32	
3201	Public Employees Retirement Sy		10,311.21	8,207.85	2,103.36
3202	Public Employees Retirement Sy	181,899.00	182,562.38	150,932.87	31,629.51
3301	Social Security-Certificated	934.00	4,489.11	3,811.09	678.02
3302	Social Security-Classified	74,810.00	61,521.64	50,883.95	10,637.69
3311	Medicare-Certificated	111,469.00	122,701.16	95,563.95	27,137.21
3312	Medicare-Classified	17,496.00	15,977.99	13,382.02	2,595.97
3351	Alternate Social Security-Cert		49.91	46.98	2.93
3352	Alternate Social Security-Clas		4,322.87	3,876.93	445.94
3401	Health Insurance-Certificated	1,915,301.00	1,772,911.16	1,422,718.28	350,192.88
3402	Health Insurance-Classified	390,525.00	380,213.02	280,516.47	99,696.55
3411	Dental Insurance-Certificated	154,921.00	140,434.93	112,810.00	27,624.93
3412	Dental Insurance-Classified	32,839.00	27,058.77	22,261.58	4,797.19
3431	Vision Insurance-Certificated	20,802.00	19,732.48	15,893.87	3,838.61
3432	Vision Insurance-Classified	3,548.00	3,484.61	2,867.00	617.61
3501	Unemployment Insurance-Certifi	3,847.00	4,239.80	3,289.28	950.52
3502	Unemployment Insurance-Classif	603.00	569.21	461.47	107.74
3601	Workers' Compensation Ins-Cert	129,149.00	135,450.22	105,891.85	29,558.37
3602	Workers' Compensation Ins-Clas	20,269.00	17,780.40	14,990.72	2,789.68
3701	OPEB, Allocated, Certificated	581,655.00	575,578.23	461,929.07	113,649.16
3702	OPEB, Allocated, Classified Po	105,945.00	108,676.16	81,089.24	27,586.92

Fund						
3901	Life Insurance-Certificated	2,044.00	2,105.98		1,706.33	399.65
3902	Life Insurance-Classified	274.00	397.74		330.71	67.03
4110	Approved Textbooks/Core Curric	90,805.00	72,771.19	51.00	6,110.85	66,609.34
4115	CC Smarter Balanced Assessment	49,834.00	6,401.60			6,401.60
4210	Other Books-General	5,887.00	2,783.49		661.80	2,121.69
4310	Instructional Materials/Suppli	1,824,640.32	2,302,225.29	92,317.90	37,728.50	2,172,178.89
4317	Instructional Matl Lab Costs	15,000.00	14,100.00			14,100.00
4320	Non-Instructional Materials/Su	70,327.00	79,626.77	58,020.26	4,559.00	17,047.51
4410	Equipment \$500 - \$4,999	29,500.00	73,968.64	24,889.05	27,728.63	21,350.96
5230	Travel/Conference	5,000.00				
5310	Dues and Memberships		8,840.00	7,500.00	1,340.00	
5510	Electricity	216,021.00	202,017.79		139,284.22	62,733.57
5520	Fuel and Heating	24,489.00	31,889.51		23,816.83	8,072.68
5540	Waste Removal	12,378.00	12,250.00		8,261.60	3,988.40
5550	Water	140,243.00	139,416.00		95,723.63	43,692.37
5610	Equipment Rental	21,572.00	29,300.00	23,796.80	303.20	5,200.00
5620	Property/Building Rental	2,000.00	4,970.00	2,970.00		2,000.00
5690	Other Contracts, Rents, Leases	5,950.00	6,388.00	224.84	1,224.99	4,938.17
5750	Cafeteria Meals/Catering		727.50		727.50	
5751	Charter Services	1,535,071.00	1,465,975.00		759,948.40	706,026.60
5757	Fingerprinting		611.00		611.00	
5765	Field Trips-District Transport		1,423.04		539.88	883.16
5770	Maintenance Services		3,975.60		3,974.90	.70
5771	Capital Improvements-District		.30			.30
5775	Duplicating Services	3,065.00	10,218.89	280.20	4,984.01	4,954.68
5800	Other Contractual Expenses	54,561.00	95,841.37	25,099.25	57,738.51	13,003.61
5810	Tickets/Fees/Regis.for Parents	10,427.00	16,478.20	9,728.15	4,989.65	1,760.40
5832	Transportation-Field Trips	7,000.00	15,113.63	6,457.00	4,092.08	4,564.55
5911	Postage	3,347.00	2,470.72	87.35	491.99	1,891.38
5930	Telephones/Cell Phones	6,384.00	7,384.00	1,861.59	742.72	4,779.69
6200	Buildings (Improvements)		1,052,554.45	101,479.43	505,562.74	445,512.28
7350	Indirect Costs	54,315.84	55,172.11			55,172.11
7619	Other Authorized Interfund Tsf	2,174,627.00	2,191,262.62		1,291,523.00	899,739.62

Fund					
8290	All Other Federal Revenue	315,500.00	284,035.00	182,440.99	101,594.01
8699	All Other Local Revenue	1,325,000.00	1,345,370.72	899,206.06	446,164.66
		-----	-----	-----	-----

1101	Teacher Salary-Regular	321,070.00	321,070.00	186,538.11	134,531.89
1102	Teacher Salary-Substitute		3,032.24	3,160.84	128.60-
1104	Teacher Salary-Ad Ed-18 Hrs	224,040.00	148,917.08	171,498.91	22,581.83-
1106	Teahcer Salary-Ad Ed +18	885,482.00	1,156,639.09	932,493.68	224,145.41
1107	Teacher Salary-Summer-PerSessi	5,770.00	33,813.00	9,416.56	24,396.44
1108	Teacher Salary-Summer-Hourly	243,378.00	230,872.63	230,541.97	330.66
1221	Physical/Mental Health Salary-	97,820.00	106,918.39	86,388.97	20,529.42
1228	Physical/Mental Health Salary-	20,608.00	18,561.11	18,561.11	
1341	Certificated Administrative Sa	269,638.00	269,637.80	224,698.50	44,939.30
1903	Other Certificated Salary-Temp			193.28	193.28-
2101	Instructional Aide Salary-Regu	146,796.00	123,971.65	104,794.51	19,177.14
2221	Operations Salary-Regular	227,794.00	234,872.62	194,261.21	40,611.41
2222	Operations Salary-Substitute		17,883.40	20,361.80	2,478.40-
2223	Operations Salary-Temporary	11,428.00			
2224	Operations Salary-Overtime		10,227.08	10,227.08	
2251	Other Clsfd Support Salary-Reg	229,424.00	232,972.00	190,982.00	41,990.00
2301	Clsfd Administrative Salary-Re	110,308.00	112,598.07	93,515.17	19,082.90
2321	Clsfd Supervisory Salary-Regul	174,399.00	181,964.58	152,936.95	29,027.63
2401	Clerical/Office Salary-Regular	435,156.00	411,674.54	351,821.96	59,852.58
2903	Other Classified Salary-Tempor	66,606.00	98,205.69	89,582.69	8,623.00
2908	Other Classified Salary-Summer		7,560.00	7,560.00	
3101	State Tchrs Retirement System-	576,843.00	522,209.22	246,498.92	275,710.30
3102	State Tchrs Retirement System-		26,819.33	22,373.33	4,446.00
3201	Public Employees Retirement Sy		43,192.89	41,204.09	1,988.80
3202	Public Employees Retirement Sy	269,575.00	221,498.18	186,272.38	35,225.80
3301	Social Security-Certificated	13,838.00	14,211.18	13,657.36	553.82
3302	Social Security-Classified	76,610.00	75,110.39	60,433.40	14,676.99
3311	Medicare-Certificated	27,964.34	30,912.76	25,194.85	5,717.91
3312	Medicare-Classified	20,126.25	19,554.11	16,626.53	2,927.58

Fund						
3351	Alternate Social Security-Cert		8.32		8.32	
3352	Alternate Social Security-Clas		49.21		49.21	
3401	Health Insurance-Certificated	518,745.00	531,233.98		420,809.22	110,424.76
3402	Health Insurance-Classified	497,802.00	450,778.55		373,521.18	77,257.37
3411	Dental Insurance-Certificated	44,010.00	40,869.50		32,473.74	8,395.76
3412	Dental Insurance-Classified	43,226.00	35,933.74		30,312.58	5,621.16
3431	Vision Insurance-Certificated	6,632.00	6,244.01		4,992.37	1,251.64
3432	Vision Insurance-Classified	5,142.00	4,564.09		3,835.83	728.26
3501	Unemployment Insurance-Certifi	1,037.00	1,157.36		926.54	230.82
3502	Unemployment Insurance-Classif	695.00	677.68		572.94	104.74
3601	Workers' Compensation Ins-Cert	34,740.00	37,404.57		30,076.31	7,328.26
3602	Workers' Compensation Ins-Clas	23,553.00	23,627.84		19,641.70	3,986.14
3701	OPEB, Allocated, Certificated	202,296.00	193,141.19		153,754.80	39,386.39
3702	OPEB, Allocated, Classified Po	136,447.00	122,992.56		104,244.00	18,748.56
3901	Life Insurance-Certificated	720.00	714.97		579.04	135.93
3902	Life Insurance-Classified	354.00	469.22		400.62	68.60
4210	Other Books-General		16,759.36	4,938.18	11,821.18	
4310	Instructional Materials/Suppli	227,172.93	340,824.09	54,433.35	67,787.59	218,603.15
4320	Non-Instructional Materials/Su	47,877.00	31,682.80	23,492.04	3,846.64	4,344.12
4380	Account Ctrl Awaiting Distrib.		858,581.83			858,581.83
4410	Equipment \$500 - \$4,999		5,137.96	948.54	8,546.86	4,357.44-
5100	Subagreements for Services abo	187,024.71	467,745.00	198,952.50	268,792.50	
5210	In-District Mileage		992.37	413.94	1,062.85	484.42-
5230	Travel/Conference		4,343.07	3,570.51	772.56	
5235	Non Employee Travel		7,060.56	747.84	6,312.72	
5310	Dues and Memberships	6,000.00	3,149.00	150.00	2,999.00	
5510	Electricity	140,000.00	128,501.33		103,501.33	25,000.00
5520	Fuel and Heating	30,000.00	42,159.56		27,159.56	15,000.00
5540	Waste Removal	4,200.00	5,398.54	1,512.17	10,286.37	6,400.00-
5550	Water	47,000.00	58,992.34		38,490.34	20,502.00
5610	Equipment Rental	25,000.00	23,500.00	30,000.00		6,500.00-
5690	Other Contracts, Rents, Leases	21,898.00	3,522.00	1,300.09	823.91	1,398.00
5757	Fingerprinting		47.00		47.00	
5770	Maintenance Services		4,689.21		4,689.21	

Fund						
5800	Other Contractual Expenses	182,053.70	159,422.66	31,350.05	123,121.28	4,951.33
5810	Tickets/Fees/Regis.for Parents		13,008.83		13,008.83	
5811	Bus Tokens/Passes/Parking - St	2,000.00	2,000.00	320.00	2,380.00	700.00-
5910	All Other Communication Servic		300.00	300.00		
5911	Postage		709.45	511.45	198.00	
7352	Indirect Costs-Adult Education	72,274.62	80,349.62		15,539.51	64,810.11
		-----	-----	-----	-----	-----



Fund					
8590	All Other State Revenues		253,270.00		253,270.00
8591	All Other State Revenues-CO			254,764.98	254,764.98-
8699	All Other Local Revenue	987,092.00	987,850.75	371,048.23	616,802.52
		-----	-----	-----	-----




1101	Teacher Salary-Regular	3,919,068.00	4,199,350.80	3,334,969.13	864,381.67
1102	Teacher Salary-Substitute	130,335.00	195,772.05	190,155.82	5,616.23
1103	Teacher Salary-Temporary	600,168.00	221,100.92	222,061.97	961.05-
1211	Guidance/Welfare/Attnd Sal-Reg		13,309.78	13,309.56	.22
1221	Physical/Mental Health Salary-	123,066.00	116,935.37	97,754.99	19,180.38
1223	Physical/Mental Health Salary-		73.50	73.50	
1341	Certificated Administrative Sa	481,228.00	465,561.03	388,883.84	76,677.19
1342	Certificated Administrative Sa			651.17	651.17-
1903	Other Certificated Salary-Temp	5,507.00	6,987.63	6,772.94	214.69
2101	Instructional Aide Salary-Regu	1,315,738.00	1,307,447.09	1,087,289.41	220,157.68
2102	Instructional Aide Salary-Subs	71,761.00	33,574.72	33,574.72	
2103	Instructional Aide Salary-Temp		94,974.05	94,974.05	
2104	Instructional Aide Salary-Over		19.49	19.49	
2214	Maintenance Salary-Overtime		640.00	639.88	.12
2221	Operations Salary-Regular	174,309.00	123,494.15	106,877.59	16,616.56
2222	Operations Salary-Substitute		5,746.83	5,746.83	
2223	Operations Salary-Temporary		1,368.38	1,368.38	
2224			1368C89h11	Certificat Salary-Temporary	

2221




--	--	--	--	--	--



Fund

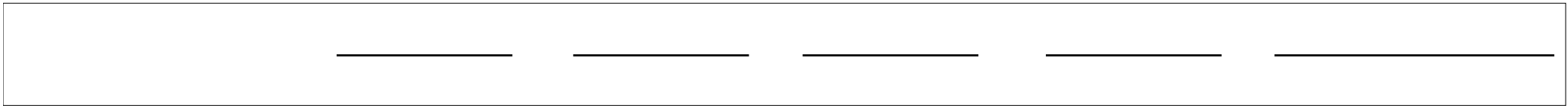
3201	Public Employees Retirement Sy		82,030.95	68,806.74	13,224.21
3202	Public Employees Retirement Sy	448,798.00	419,662.84	339,839.53	79,823.31
3301	Social Security-Certificated	8,858.00	27,579.59	23,480.23	4,099.36
3304	Public Employees Retirement Sy - C76.6 4041f593.1 0 Td (Publ76.6 Td96 (68,806.74) Tj 97.1,2 0 yee23) .21 Public Employees Med -1re -71.05 -12.95 Td (330419,662.84) Tj 128,851	419,662.84	419,662.84	339,839.53	79,823.31



--



Fund						
5775	Duplicating Services	29,300.00	19,177.61	260.84	8,346.04	10,570.73
5800	Other Contractual Expenses	48,006.00	76,857.40	16,658.39	26,954.69	33,244.32
5810	Tickets/Fees/Regis.for Parents	12,500.00	8,290.50	250.00	3,496.00	4,544.50
5811	Bus Tokens/Passes/Parking - St	50.00				
5911	Postage	1,800.00	1,966.28		1,466.28	500.00
7353	Indirect Costs-Child Developme	567,772.00	621,092.06		300,231.66	320,860.40
		-----	-----	-----	-----	-----



Fund					
8220	Child Nutrition Programs	24,087,991.00	24,087,991.00	12,678,334.99	11,409,656.01
8520	State Child Nutrition	1,500,000.00	1,500,000.00	828,143.41	671,856.59
8634	Food Services Sales	1,000,000.00	1,000,000.00	685,762.28	314,237.72
8660	Interest	65,000.00	65,000.00	67,947.00	2,947.00-
8690	Donation Board Acknowledgement			20,000.00	20,000.00-
8699	All Other Local Revenue	215,000.00	215,000.00	90,017.36	124,982.64
		-----	-----	-----	-----

2201	Nutrition Services Salary-Regu	5,239,875.00	5,522,247.61	4,305,315.61	1,216,932.00
2202	Nutrition Services Salary-Subs	797,221.00	418,413.38	191,880.34	226,533.04
2203	Nutrition Services Salary-Temp	45,712.00	490,990.49	490,983.84	6.65
2204	Nutrition Services Salary-Over		4,705.45	4,705.45	
2221	Operations Salary-Regular	532,327.00	530,567.00	435,243.82	95,323.18
2223	Operations Salary-Temporary	14,628.00	14,073.39	2,812.31	11,261.08
2224	Operations Salary-Overtime		12,217.88	12,216.94	.94
2301	Clsfd Administrative Salary-Re	228,382.00	495,351.24	406,956.54	88,394.70
2321	Clsfd Supervisory Salary-Regul	124,358.00	130,311.28	109,293.78	21,017.50
2401	Clerical/Office Salary-Regular	335,834.00	270,350.00	207,710.49	62,639.51
2403	Clerical/Office Salary-Tempora		640.36	640.36	
2404	Clerical/Office Salary-Overtim		532.71	532.71	
3102	State Tchrs Retirement System-		16,662.60	13,885.50	2,777.10
3202	Public Employees Retirement Sy	965,719.00	1,026,720.51	805,395.88	221,324.63
3302	Social Security-Classified	405,228.00	355,669.00	260,912.54	94,756.46
3312	Medicare-Classified	105,226.00	111,305.80	86,546.20	24,759.60
3352	Alternate Social Security-Clas		74,582.91	61,909.51	12,673.40
3402	Health Insurance-Classified	2,390,513.00	2,882,365.19	2,005,256.46	877,108.73
3412	Dental Insurance-Classified	204,515.00	194,206.67	156,298.32	37,908.35
3432	Vision Insurance-Classified	23,057.00	22,914.91	18,455.13	4,459.78
3502	Unemployment Insurance-Classif	3,638.00	3,839.41	2,983.48	855.93
3602	Workers' Compensation Ins-Clas	122,964.00	126,117.04	98,963.87	27,153.17
3702	OPEB, Allocated, Classified Po	661,615.00	785,518.79	561,683.85	223,834.94
3902	Life Insurance-Classified	2,010.00	2,651.59	2,151.98	499.61

Fund						
4320	Non-Instructional Materials/Su	71,577.00	107,706.26	52,425.40	31,048.52	24,232.34
4325	Nutrition Ed/Equipment Parts	152,500.00	178,962.00	86,012.43	88,738.33	4,211.24
4326	Nutrition Ed/Paper Supplies	820,887.00	863,137.00	382,149.78	446,741.69	34,245.53
4334	Gasoline	17,000.00	37,162.03		19,287.05	17,874.98
4390	Reserve	20,000.00				
4410	Equipment \$500 - \$4,999	170,000.00	82,510.50	40,994.59	33,082.54	8,433.37
4710	Food	11,884,362.00	11,773,466.79	2,042,538.21	6,373,414.66	3,357,513.92
5100	Subagreements for Services abo	10,000.00	10,000.00		9,236.00	764.00
5210	In-District Mileage	3,000.00	3,000.00	574.43	2,131.10	294.47
5220	Out of District Mileage	500.00	500.00	78.20	313.89	107.91
5230	Travel/Conference	8,000.00	13,300.00	10,959.73	2,033.59	306.68
5540	Waste Removal		1,000.00	394.80	605.20	
5610	Equipment Rental	14,000.00	28,000.00	5,725.44	7,274.56	15,000.00
5690	Other Contracts, Rents, Leases	85,000.00	119,660.00	33,645.56	56,746.02	29,268.42
5750	Cafeteria Meals/Catering	45,000.00-	35,527.74-		26,334.81-	9,192.93-
5770	Maintenance Services	1,000.00	20,000.00		9,156.04	10,843.96
5775	Duplicating Services	38,000.00	56,200.00	33,056.66	22,764.58	378.76
5800	Other Contractual Expenses	100,000.00	285,194.48	114,078.16	163,469.86	7,646.46
5810	Tickets/Fees/Regis.for Parents	80,000.00	73,208.49	5,046.73	68,161.76	
5911	Postage	1,500.00	3,758.51		3,753.87	4.64
6200	Buildings (Improvements)	10,000.00	4,097,917.90	3,438,086.21	659,830.29	1.40
6490	Equipment over \$5,000	150,000.00	113,478.50	51,834.60	61,638.61	5.29
7351	Indirect Costs-Cafeteria Fund	1,153,550.00	702,165.97		140.97	702,025.00
		-----	-----	-----	-----	-----

--	--	--	--	--	--	--

--	--	--	--	--	--	--

Fund					

8699	All Other Local Revenue	-----	-----	-----	-----
				2,006.70	2,006.70-

--	--	--	--	--	--

2211	Maintenance Salary-Regular	62,235.00			
2301	Clsfd Administrative Salary-Re	414,543.00	342,231.75	237,989.66	104,242.09
2401	Clerical/Office Salary-Regular	292,600.00	300,097.22	250,303.94	49,793.28
2404	Clerical/Office Salary-Overtim		696.96	696.96	
3202	Public Employees Retirement Sy	159,038.00	122,695.42	92,354.63	30,340.79
3302	Social Security-Classified	44,555.00	38,892.84	29,448.24	9,444.60
3312	Medicare-Classified	11,109.06	9,227.43	7,016.21	2,211.22
3402	Health Insurance-Classified	109,578.00	92,784.42	75,362.70	17,421.72
3412	Dental Insurance-Classified	9,976.00	7,279.64	6,050.14	1,229.50
3432	Vision Insurance-Classified	1,331.00	958.57	794.83	163.74
3502	Unemployment Insurance-Classif	381.00	323.09	241.82	81.27
3602	Workers' Compensation Ins-Clas	12,928.00	10,319.26	7,927.19	2,392.07
3702	OPEB, Allocated, Classified Po	38,054.00	30,792.52	25,031.93	5,760.59
3902	Life Insurance-Classified	647.00	506.28	422.40	83.88
4320	Non-Instructional Materials/Su		5,309,447.40	5,111,016.60	110,348.83
4410	Equipment \$500 - \$4,999		660,135.19	130,134.46	525,794.32
5230	Travel/Conference		9,265.00	9,265.00	
5800	Other Contractual Expenses		2,446,803.94	786,240.03	1,641,822.44
5810	Tickets/Fees/Regis.for Parents		11,038.41		11,038.41
6170	Land Improvement		10,021,195.63	4,379,289.05	5,608,586.22
6200	Buildings (Improvements)	44,314,775.94	92,045,353.45	29,728,006.50	36,941,832.58
6205	Hazardous Materials Abatement		3,300.00		3,300.00
6210	Architect/Engineering Fees		3,255,334.62	1,888,146.53	1,292,195.61
6220	DSA Plan Check Fees		142,595.00	14,403.11	128,191.89
6230	Blueprint Duplicating		5,362.53	3,129.53	1,330.66
6235	Energy Analysis Fees		1,988.00		1,988.00
6240	Preliminary Tests		3,959.30	24.30	3,935.00
6250	Other Costs (Planning)		164,804.99	60,368.05	103,742.94
6272	Construction Management Fees		1,566,600.41	735,932.00	829,999.96
6280	Construction Testing		398,499.97	198,720.35	191,337.62

Fund						
4320	Non-Instructional Materials/Su		82,316.14		82,316.14	
5800	Other Contractual Expenses		77,238.31	34,767.51	29,568.70	12,902.10
6200	Buildings (Improvements)	4,000,000.00	11,001,171.81	6,172,555.24	816,314.76	4,012,301.81
6210	Architect/Engineering Fees		148,480.00	49,076.15	99,403.85	
6230	Blueprint Duplicating		500.00	143.53	356.47	
6250	Other Costs (Planning)		44,626.00	37,000.00	7,626.00	
6280	Construction Testing		8,960.00	63,575.00	10,760.00	65,375.00-
6290	Inspection		90,000.00	85,230.00	4,770.00	
7438	Debt Service Interest	1,098,507.00	1,098,507.00		1,098,507.00	
7439	Other Debt Service Payments	2,570,000.00	2,570,000.00		2,570,000.00	



Fund					
5800	Other Contractual Expenses		14,260.63	14,260.63	
6200	Buildings (Improvements)	153,291.00	182,662.60		182,662.60
7438	Debt Service Interest	1,798,507.00	1,798,507.00	1,798,507.00	



Fund						
2301	Clsfd Administrative Salary-Re	88,298.00	88,299.00		73,581.90	14,717.10
2401	Clerical/Office Salary-Regular	97,571.00	106,024.00		88,423.49	17,600.51
2402	Clerical/Office Salary-Substit				172.80	172.80-
3202	Public Employees Retirement Sy	38,662.00	37,938.00		31,637.44	6,300.56
3302	Social Security-Classified	10,979.96	11,169.96		6,391.61	4,778.35
3312	Medicare-Classified	2,569.04	2,613.04		1,291.69	1,321.35
3352	Alternate Social Security-Clas				6.51	6.51-
3402	Health Insurance-Classified	35,973.00	39,494.00		32,832.34	6,661.66
3412	Dental Insurance-Classified	2,519.00	2,275.00		1,894.61	380.39
3432	Vision Insurance-Classified	331.00	314.00		260.00	54.00
3502	Unemployment Insurance-Classif	88.00	92.00		44.12	47.88
3602	Workers' Compensation Ins-Clas	3,122.00	3,119.00		1,614.30	1,504.70
3702	OPEB, Allocated, Classified Po	12,348.00	12,348.00		10,290.00	2,058.00
3902	Life Insurance-Classified	298.00	299.00		248.31	50.69
4320	Non-Instructional Materials/Su	56,000.00	56,000.00	36,219.63	2,240.68	17,539.69
4410	Equipment \$500 - \$4,999	15,500.00	4,274.00			4,274.00
5210	In-District Mileage	6,000.00	6,000.00		228.64	5,771.36
5230	Travel/Conference	5,000.00	5,000.00			5,000.00
5310	Dues and Memberships	2,000.00	2,000.00			2,000.00
5775	Duplicating Services	4,000.00	4,000.00			4,000.00
5800	Other Contractual Expenses	5,205,000.00	5,205,000.00	46,901.45	4,702,332.05	455,766.50
5806	Kemper Worker's Compensation				52,481.48-	52,481.48

--	--	--	--	--	--	--



