





Location	Fund					
0000	Unrestricted Resources, No Rep	2,035,264.67	2,041,331.67	6,057.91	295,991.98	1,739,281.78
0007	LCFF - Free and Reduced	64,763.00	64,763.00		4,187.38	60,575.62
0009	LCFF -Limited English Profi	15,059.00	15,059.00		1,628.43	13,430.57
0012	LCFF -Supplemental & Concentra	137,118.29	137,118.29		14,373.03	122,745.26
0013	LCFF -Assistance to Schools	557,691.64	557,691.64		64,319.15	493,372.49
3010	IASA-Title I Basic Grants-Low	54,383.00	54,383.00		5,283.17	49,099.83
6500	Special Education	334,341.35	334,341.35		35,391.79	298,949.56

Location	Fund					
6127	CSPP-QRIS BLOCK GRANT		6,665.00			6,665.00



Location	Fund					
9803			186,120.30	86,105.62	05n7NA7,Tf Td (18a4as9T2u ) Tj	822105.62







Location	, Fund			
0000	Unrestricted Resources, No Rep	280,578.23-	280,578.23-	14,339.07
6500		22,864.10	22,864.10	11,791.16





Location	Fund					
0000	Unrestricted Resources, No Rep	1,660,686.64	1,660,686.64	8,479.99	300,736.96	1,351,469.69
0007	LCFF - Free and Reduced	62,809.00	62,809.00	12,556.32	1,485.92	48,766.76
0009	LCFF -Limited English Profi	11,231.00	11,231.00		481.80	10,749.20
0805	Billed By Invoice (Billables)				886.21	886.21-
3010	IASA-Title I Basic Grants-Low	52,743.00	52,743.00		7,643.42	45,099.58
3182	ESSA,Comprehensive Suprt & Imp				1,414.20	1,414.20-
6230	Californ Clean Energy Jobs Act			50,760.15	11,745.65	62,505.80-
6500	Special Education	850,300.05	850,300.05		135,994.06	714,305.99



Location	Fund					
0000	Unrestricted Resources, No Rep	3,174,744.83	3,174,744.83	6,500.00	403,956.32	2,764,288.51
0007	LCFF - Free and Reduced	108,870.00	108,870.00	3,500.00	8,963.01	96,406.99
0009	LCFF -Limited English Profi	34,202.00	34,202.00	1,217.00	1,695.88	31,289.12
0805	Billed By Invoice (Billables)				337.13	337.13-
0812	Donations - Special Funds			1,743.32	436.12	2,179.44-
3010	IASA-Title I Basic Grants-Low	91,419.00	91,419.00	5,167.74	3,975.42	82,275.84
6500	Special Education	235,591.61	235,591.61		25,103.29	210,488.32

Location	Fund					
6127	CSPP-QRIS BLOCK GRANT		6,665.00			6,665.00

Location	Fund					
9802	Measure Q 2015 C-2 Taxable		4,932.49	4,543.99	388.50	
9803	Measure Q 2016 Series D		256,822.01	256,822.01		








Location	, Fund					
0000	Unrestricted Resources, No Rep	45,329.00	45,329.00		5,480.29	39,848.71
0805	Billed By Invoice (Billables)	3,700.00	3,700.00		1,197.17	2,502.83

Location	, Fund					
9802	Measure Q 2015 C-2 Taxable			18,700.07		18,700.07-



Location	, Fund					
0000	Unrestricted Resources, No Rep	45,717.00	45,717.00		6,689.61	39,027.39
0805	Billed By Invoice (Billables)				31.18	31.18-

Location	, Fund					
6127	CSPP-QRIS BLOCK GRANT				671.88	671.88-


Location	, Fund					
9802	Measure Q 2015 C-2 Taxable			9,350.04		9,350.04-



Location	Fund					
0000	Unrestricted Resources, No Rep	3,260,472.23	3,260,472.23	8,244.54	402,052.56	2,850,175.13
0007	LCFF - Free and Reduced	70,626.00	70,626.00	200.00	5,800.69	64,625.31
0009	LCFF -Limited English Profi	10,975.00	10,975.00			10,975.00
3315	Spec Ed-IDEA Preschl Entitlemn	55,526.00	55,526.00		5,427.08	50,098.92
6230	Californ Clean Energy Jobs Act			55,330.34	188,215.70	243,546.04-
6500	Special Education	943,774.82	943,774.82		107,669.66	836,105.16
9125	Donations - Restricted				146.14	146.14-


Location	Fund					
9802	Measure Q 2015 C-2 Taxable		9,406.81	43,741.78	3,688.50	38,023.47-





Location	Fund					
0000	Unrestricted Resources, No Rep	2,621,056.68	2,741,756.68	4,606.39	326,891.59	2,410,258.70
0007	LCFF - Free and Reduced	107,753.00	107,753.00		12,940.93	94,812.07
0009	LCFF -Limited English Profi	43,646.00	43,646.00		3,926.87	39,719.13
0013	LCFF -Assistance to Schools		120,700.00			120,700.00
3010	IASA-Title I Basic Grants-Low	90,482.00	90,482.00		11,498.27	78,983.73
6500	Special Education	190,955.17	190,955.17		23,904.71	167,050.46

Location	Fund					
6127	CSPP-QRIS BLOCK GRANT		13,330.00			13,330.00





Location	Fund					
0000	Unrestricted Resources, No Rep	3,270,378.75	3,270,378.75	17,692.76	398,371.29	2,854,314.70
0007	LCFF - Free and Reduced	129,806.00	129,806.00	8,257.59	14,269.44	107,278.97
0009	LCFF -Limited English Profi	42,370.00	42,370.00		4,145.37	38,224.63
0865	Saturday School/ADA Recovery	6,008.83	6,008.83		376.67	5,632.16
3010	IASA-Title I Basic Grants-Low	109,001.00	109,001.00		4,489.14	104,511.86
6500	Special Education	231,802.53	231,802.53		19,005.74	212,796.79

Location	Fund					
6127	CSPP-QRIS BLOCK GRANT		6,665.00			6,665.00

Location	Fund					
9802	Measure Q 2015 C-2 Taxable		15,368.85	431.48	11,741.37	3,196.00

Location	, Fund					
0000	Unrestricted Resources, No Rep	1,711,631.95	1,711,631.95	11,834.12	247,184.76	1,452,613.07
0007	LCFF - Free and Reduced	100,495.00	100,495.00	12,074.37	7,763.48	80,657.15
0009	LCFF -Limited English Profi	30,119.00	30,119.00	478.50	490.77	29,149.73
0013	LCFF -Assistance to Schools	213,522.03	213,522.03		1,968.95	211,553.08
3010	IASA-Title I Basic Grants-Low	84,388.00	84,388.00	3,377.22	9,016.66	71,994.12
3310	Spec Ed-IDEA Basic Gr Entitle		12,070.00		863.56	11,206.44
6500	Special Education	339,214.89	339,214.89		37,900.47	301,314.42

Location	Fund					
0000	Unrestricted Resources, No Rep	3,649,488.92	3,649,488.92	12,679.85	454,952.98	3,181,856.09
0007	LCFF - Free and Reduced	140,135.00	140,135.00	17,276.54	15,415.34	107,443.12
0009	LCFF -Limited English Profi	55,643.00	55,643.00	5,353.73	46.27	50,243.00
0013	LCFF -Assistance to Schools	118,669.56	118,669.56		7,471.94	111,197.62
0865	Saturday School/ADA Recovery	6,837.21	6,837.21			6,837.21
3010	IASA-Title I Basic Grants-Low	117,674.00	117,674.00	5,183.90	8,321.46	104,168.64
6500	Special Education	431,821.64	431,821.64		43,660.72	388,160.92
8150	Ongoing & Major Maintenance EC		23,028.70	22,490.85		537.85

Location	Fund					
6127	CSPP-QRIS BLOCK GRANT		13,330.00			13,330.00

Location	Fund					
9802	Measure Q 2015 C-2 Taxable		2,718.52	2,570.52	148.00	

Location	Fund					
0000	Unrestricted Resources, No Rep	2,433,062.28	2,433,062.28	4,600.00	385,589.12	2,042,873.16
0007	LCFF - Free and Reduced	81,233.00	81,233.00	5,000.00	4,157.14	72,075.86
0009	LCFF -Limited English Profi	43,391.00	43,391.00	5,000.00	3,266.70	35,124.30
0013	LCFF -Assistance to Schools	261,073.01	261,073.01		17,569.63	243,503.38
3010	IASA-Title I Basic Grants-Low	68,214.00	68,214.00	2,000.00	5,233.22	60,980.78
3180	Title I, School Improvement G.	1,727,728.00	1,727,728.00	146,625.85	248,623.01	1,332,479.14
6230	Californ Clean Energy Jobs Act			63,143.15	212,491.25	275,634.40-
6500	Special Education	85,253.54	85,253.54		2,031.59	83,221.95

Location	Fund					
6127	CSPP-QRIS BLOCK GRANT		13,330.00			13,330.00

Location	Fund					
9802	Measure Q 2015 C-2 Taxable		30,556.09	29,758.09	798.00	

--	--	--	--	--	--	--





Location	Fund					
0000	Unrestricted Resources, No Rep	4,174,258.27	4,174,258.27	12,758.49	646,865.97	3,514,633.81
0007	LCFF - Free and Reduced	201,827.00	201,827.00	2,061.16	22,682.44	177,083.40
0009	LCFF -Limited English Profi	88,569.00	88,569.00	1,145.77	6,127.51	81,295.72
0013	LCFF -Assistance to Schools	237,339.13	237,339.13		10,678.52	226,660.61
3010	IASA-Title I Basic Grants-Low	169,478.00	169,478.00	17,189.61	30,137.83	122,150.56
6230	Californ Clean Energy Jobs Act			360,962.99	3,878.83	364,841.82-
6500	Special Education	132,552.25	132,552.25		14,716.96	117,835.29

Location	Fund					
9802	Measure Q 2015 C-2 Taxable		16,336.54	1,977.78	10,922.00	3,436.76
9803	Measure Q 2016 Series D		499,934.00	170,188.53	329,745.47	




Location	Fund					
0000	Unrestricted Resources, No Rep	2,998,064.26	2,998,064.26	6,763.60	363,815.04	2,627,485.62
0007	LCFF - Free and Reduced	135,389.00	135,389.00	3,160.73	14,008.39	118,219.88
0009	LCFF -Limited English Profi	64,831.00	64,831.00	431.18	8,595.64	55,804.18
0013	LCFF -Assistance to Schools	142,367.83	142,367.83			142,367.83
0865	Saturday School/ADA Recovery	2,030.30	2,030.30			2,030.30
3010	IASA-Title I Basic Grants-Low	113,689.00	113,689.00	10,870.13	40,353.12	62,465.75
3315	Spec Ed-IDEA Preschl Entitlemn	63,322.00	63,322.00		6,165.36	57,156.64
6230	Californ Clean Energy Jobs Act			56,768.22	67,973.02	124,741.24
6500	Special Education	756,135.42	756,135.42		77,198.27	678,937.15

Location	Fund					
6127	CSPP-QRIS BLOCK GRANT		13,330.00	1,600.00		11,730.00

Location	Fund					
9802	Measure Q 2015 C-2 Taxable		210,590.94	9,075.49	95,016.70	106,498.75

Location	Fund					
0000	Unrestricted Resources, No Rep	186,256.19	186,256.19		5,375.35	180,880.84
0007	LCFF - Free and Reduced	11,724.00	11,724.00	15.76	181.24	11,527.00
0009	LCFF -Limited English Profi	510.00	510.00			510.00
0812	Donations - Special Funds			1,250.63		1,250.63-
3010	IASA-Title I Basic Grants-Low	9,845.00	9,845.00	4,092.35	1,913.67	3,838.98
3327	Special Ed-Mental Health Serv.	178,149.00	178,149.00		22,359.86	155,789.14
6500	Special Education	1,988,573.78	1,993,148.78	4,957.94	221,101.52	1,767,089.32
6512	Special Ed - Mental Health S.	178,149.00	178,149.00		22,359.82	155,789.18

Location	Fund					
9802	Measure Q 2015 C-2 Taxable			5,610.02		5,610.02-




Location	, Fund				
0000	Unrestricted Resources, No Rep	<u>25,082.00</u>	<u>25,082.00</u>	<u>2,311.85</u>	<u>22,770.15</u>

Location	, Fund					
0805	Billed By Invoice (Billables)			17,173.21	1,040.25	18,213.46
9802	Measure Q 2015 C-2 Taxable		11,339.34	34,964.63	296.00	23,921.29







Location	Fund					
0000	Unrestricted Resources, No Rep	1,767,291.32	1,767,291.32	7,993.96	248,548.98	1,510,748.38
0007	LCFF - Free and Reduced	85,421.00	85,421.00		14,714.25	70,706.75
0009	LCFF -Limited English Profi	22,206.00	22,206.00		3,158.44	19,047.56
3010		71,729.00	71,729.00			



[Redacted Header]						
[Redacted Header]						
Location	Fund					
0000	Unrestricted Resources, No Rep	41,507.00	41,507.00		591.33	40,915.67
0805	Billed By Invoice (Billables)	36,800.00	36,800.00	10,000.00	12,565.60	14,234.40



Location	Fund					
----------	------	--	--	--	--	--

0000	Unrestricted Resources, No Rep	3,642,290.76	3,643,771.95	5,000.00	491,105.16	3,147,666.79
0007	LCFF - Free and Reduced	114,732.00	114,732.00	4,000.00	5,863.02	104,868.98
0009	LCFF -Limited English Profi	21,951.00	21,951.00		2,126.68	19,824.32
3010	IASA-Title I Basic Grants-Low	96,342.00	96,342.00	4,472.86	5,528.34	86,340.80
6230	Californ Clean Energy Jobs Act				159,134.74	159,134.74
6500	Special Education	386,997.05	386,997.05		42,092.68	344,904.37

Location	Fund					
----------	------	--	--	--	--	--


6127	CSPP-QRIS BLOCK GRANT		6,665.00			6,665.00
------	-----------------------	--	----------	--	--	----------

Location	Fund					
----------	------	--	--	--	--	--

9802	Measure Q 2015 C-2 Taxable		104,964.68	109,878.37	31,596.69	36,510.38
9804	Measure Q 2017 Series E		1,895,050.26	732,160.25	1,162,890.01	

Location	Fund					
0000	Unrestricted Resources, No Rep	2,595,013.80	2,601,080.80	14,929.73	323,905.80	2,262,245.27
0007	LCFF - Free and Reduced	92,120.00	92,120.00	614.52	4,964.23	86,541.25
0009	LCFF -Limited English Profi	13,528.00	13,528.00			13,528.00
0013	LCFF -Assistance to Schools	126,026.70	126,026.70		8,179.67	117,847.03
0812	Donations - Special Funds				51.84	51.84
3010	IASA-Title I Basic Grants-Low	77,356.00	77,356.00	17,666.50	5,700.04	53,989.46
6230	Californ Clean Energy Jobs Act			38,836.60	132,364.53	171,201.13
6500	Special Education	683,376.76	683,376.76		68,064.62	615,312.14


Location	Fund					
9802	Measure Q 2015 C-2 Taxable		3,972.01	3,676.01	296.00	



Location	Fund					
0000	Unrestricted Resources, No Rep	2,017,809.83	2,017,809.83	279.19	305,473.54	1,712,057.10
0007	LCFF - Free and Reduced	78,442.00	78,442.00	1,000.00	1,973.41	75,468.59
0009	LCFF -Limited English Profi	13,528.00	13,528.00	4,000.00		9,528.00
0865	Saturday School/ADA Recovery	1,762.45	1,762.45			1,762.45
3010	IASA-Title I Basic Grants-Low	65,869.00	65,869.00	11,100.43	1,093.94	53,674.63
6500	Special Education	596,905.44	596,905.44		56,665.91	540,239.53

Location	Fund					
0000	Unrestricted Resources, No Rep	2,921,736.64	2,921,736.64	4,933.99	349,836.93	2,566,965.72
0007	LCFF - Free and Reduced	64,205.00	64,205.00	786.29	9,102.78	54,315.93
0009	LCFF -Limited English Profi	6,892.00	6,892.00			6,892.00
0012	LCFF -Supplemental & Concentra	144,270.01	144,270.01		14,463.47	129,806.54
0865	Saturday School/ADA Recovery	1,182.03	1,182.03			1,182.03
0900	Work Stoppage				1.48	1.48
3010	IASA-Title I Basic Grants-Low	53,914.00	53,914.00	6,795.00	3,279.40	43,839.60
6500	Special Education	482,303.91	482,303.91		49,881.17	432,422.74

Location	Fund					
9802	Measure Q 2015 C-2 Taxable		83,090.78	82,630.11	148.00	312.67



Location , Fund



Location	Fund					
0000	Unrestricted Resources, No Rep	1,812,120.26	1,812,120.26	1,870.00	261,557.55	1,548,692.71
0007	LCFF - Free and Reduced	94,354.00	94,354.00	219.99	12,818.83	81,315.18
0009	LCFF -Limited English Profi	9,699.00	9,699.00			9,699.00
0805	Billed By Invoice (Billables)				85.75	85.75-
3010	IASA-Title I Basic Grants-Low	79,231.00	79,231.00	4,403.62	6,567.88	68,259.50
3019	Title I Intervention- (3010)	231,178.00	231,178.00		23,998.57	207,179.43
3180	Title I, School Improvement G.	894,977.00	894,977.00	19,035.50	92,217.55	783,723.95
6500	Special Education	530,016.48	530,016.48		54,657.45	475,359.03
9125	Donations - Restricted			500.00		500.00-
9652	TCE-Social/Emotional Health			5,073.00	6,927.00	12,000.00-


Location	Fund					
6127	CSPP-QRIS BLOCK GRANT		6,665.00			6,665.00

Location	Fund					
9802	Measure Q 2015 C-2 Taxable		7,803.44	1,171.43		6,632.01

Location	Fund					
9130	Developer Fees		283,606.00	238,452.96	45,153.04	










Location	Fund					
0000	Unrestricted Resources, No Rep	2,137,322.76	2,137,322.76	7,047.57	288,998.88	1,841,276.31
0007	LCFF - Free and Reduced	89,608.00	89,608.00	10,000.00	5,432.19	74,175.81
0009	LCFF -Limited English Profi	11,486.00	11,486.00		1,106.65	10,379.35
3010	IASA-Title I Basic Grants-Low	75,245.00	75,245.00	11,000.00	166.68-	64,411.68
6500	Special Education	996,437.39	996,437.39		121,157.67	875,279.72

Location	Fund					
6127	CSPP-QRIS BLOCK GRANT		6,665.00			6,665.00

Location	Fund					
9804	Measure Q 2017 Series E		2,177,092.70	520,793.71	1,656,298.99	




Location	, Fund					
0000	Unrestricted Resources, No Rep	1,438,581.85	1,438,581.85	3,993.25	198,252.64	1,236,335.96
0007	LCFF - Free and Reduced	62,251.00	62,251.00	2,205.00	2,016.55	58,029.45
0009	LCFF -Limited English Profi	15,570.00	15,570.00	2,205.00		13,365.00
0012	LCFF -Supplemental & Concentra	91,405.06	91,405.06		12,468.38	78,936.68
3010		52,274.00	52,274.00			





Location	Fund					
0000	Unrestricted Resources, No Rep	942,797.37	942,797.37	515.95	98,205.10	844,076.32
0007	LCFF - Free and Reduced	6,421.00	6,421.00	1,192.17	141.00	5,087.83
0009	LCFF -Limited English Profi	510.00	510.00		13.29-	523.29
0013	LCFF -Assistance to Schools	478,863.15	478,863.15	8,035.04	96,342.19	374,485.92
0053	Targeted Inst Impr Bloc (7394)				267.16-	267.16
3010	IASA-Title I Basic Grants-Low	12,500.00	12,500.00	3,634.67		8,865.33
6500	Special Education	42,000.36	42,000.36			42,000.36



Location	Fund				
0000	Unrestricted Resources, No Rep	24,300.00	24,300.00	2,802.77	21,497.23

Location	Fund				
9802	Measure Q 2015 C-2 Taxable	296.00	3,813.67	3,517.67	296.00





Location	, Fund					
0000	Unrestricted Resources, No Rep	61,185.00-	61,185.00-			61,185.00-
6500	Special Education	116,861.18	116,861.18		12,110.28	104,750.90

Location	, Fund					
0000	Unrestricted Resources, No Rep	2,201,122.00	2,201,122.00	26,293.82	327,593.18	1,847,235.00
0007	LCFF - Free and Reduced	438,748.00	438,748.00		57,320.48	381,427.52
0009	LCFF -Limited English Profi	162,179.00	162,179.00		27,549.24	134,629.76
1100	State Lottery	42,733.00	42,733.00			42,733.00
1400	Education Protection Account	56,600.00	56,600.00		8,150.84	48,449.16
3010	IASA-Title I Basic Grants-Low	52,508.00	52,508.00			52,508.00
6300	Lottery Instructional Material	15,000.00	15,000.00			15,000.00






Location	, Fund				
0805	Billed By Invoice (Billables)	80,356.00	80,356.00	14,787.18	65,568.82

Location	, Fund					
0805	Billed By Invoice (Billables)			10,696.49	2,006.70	12,703.19





Location	, Fund				
0805	Billed By Invoice (Billables)	<u>248,590.00</u>	<u>248,590.00</u>	<u>51,813.09</u>	<u>196,776.91</u>

Location	, Fund				
----------	--------	--	--	--	--





Location	, Fund				
0805	Billed By Invoice (Billables)	172,465.00	172,465.00	47,708.22	124,756.78




Location	, Fund				
0805	Billed By Invoice (Billables)	42,000.00	42,000.00	21,372.51	20,627.49






Location	Fund					
0000	Unrestricted Resources, No Rep	68,959.00	68,959.00			68,959.00

Location	Fund					
9802	Measure Q 2015 C-2 Taxable		8,399.95	7,622.95	777.00	



Location	Fund					
0000	Unrestricted Resources, No Rep	2,031,364.47	2,031,364.47	168.10	289,405.51	1,741,790.86
0007	LCFF - Free and Reduced	79,279.00	79,279.00	24,500.00		54,779.00





Location	Fund					
0000	Unrestricted Resources, No Rep	3,862,397.14	3,862,397.14	9,015.11	714,507.87	3,138,874.16
0007	LCFF - Free and Reduced	81,513.00	81,513.00	19,276.23	16,232.02	46,004.75
0009	LCFF -Limited English Profi	13,528.00	13,528.00		1,258.11	12,269.89
6230	Californ Clean Energy Jobs Act			109,294.06	320,493.03	429,787.09-
6500	Special Education	310,094.35	310,094.35		53,235.78	256,858.57

Location	Fund					
9802	Measure Q 2015 C-2 Taxable		2,639.35	2,491.35	148.00	




Location	Fund					
0000	Unrestricted Resources, No Rep	3,569,227.70	3,569,227.70	6,783.02	433,690.71	3,128,753.97
0007	LCFF - Free and Reduced	169,725.00	169,725.00	3,297.06	29,663.12	136,764.82
0009	LCFF -Limited English Profi	61,258.00	61,258.00	388.51	6,216.35	54,653.14
0812	Donations - Special Funds				19.30	19.30-
0865	Saturday School/ADA Recovery	15,354.91	15,354.91			15,354.91
3010	IASA-Title I Basic Grants-Low	142,522.00	142,522.00	14,301.41	6,194.42	122,026.17
6500	Special Education	508,646.66	508,646.66		69,888.35	438,758.31

Location	Fund					
6127	CSPP-QRIS BLOCK GRAOaT6,665.00		6,665.00			6,665.00






















Location	Fund					
0000	Unrestricted Resources, No Rep	20,195.00	20,195.00		1,829.29	18,365.71

Location	Fund					
0220	Mello Roos #1 (S. Pocket Fac I		138,000.00-			138,000.00-





Location	Fund					
0000	Unrestricted Resources, No Rep	2,698,991.09	2,698,991.09	1,893.83	344,772.48	2,352,324.78
0007	LCFF - Free and Reduced	72,301.00	72,301.00	5,524.60	7,598.71	59,177.69
0009	LCFF -Limited English Profi	17,356.00	17,356.00			17,356.00
0805	Billed By Invoice (Billables)				215.14-	215.14
3010	IASA-Title I Basic Grants-Low	60,712.00	60,712.00	10,350.00	159.65-	50,521.65
3315	Spec Ed-IDEA Preschl Entitlemn	119,455.00	119,455.00		10,857.83	108,597.17
6500	Special Education	284,844.83	284,844.83		30,268.65	254,576.18

Location	Fund					
9802	Measure Q 2015 C-2 Taxable		10,302.59	1,119.92		9,182.67



Location	Fund				
0805	Billed By Invoice (Billables)	82,800.00	82,800.00	17,537.79	65,262.21


Location		, Fund			
0000	Unrestricted Resources, No Rep			377.80	377.80-
0805	Billed By Invoice (Billables)	76,000.00	76,000.00	14,800.63	61,199.37



Location	, Fund					
0000	Unrestricted Resources, No Rep	4,013,803.66	4,013,803.66	13,221.75	470,199.56	3,530,382.35
0007	LCFF - Free and Reduced	36,011.00	36,011.00		175.74	35,835.26
0009	LCFF -Limited English Profi	1,531.00	1,531.00			1,531.00
0013	LCFF -Assistance to Schools	118,669.64	118,669.64		13,998.47	104,671.17
6500	Special Education	97,474.89	97,474.89		12,045.36	85,429.53
9064	Civic Permits				2.83-	2.83
		<u>                    </u>	<u>                    </u>	<u>                    </u>	<u>                    </u>	<u>                    </u>

Location	, Fund					
9802	Measure Q 2015 C-2 Taxable		11,476.91	31,526.23		20,049.32-
		<u>                    </u>	<u>                    </u>	<u>                    </u>	<u>                    </u>	<u>                    </u>






Location	Fund					
0000	Unrestricted Resources, No Rep	2,522,009.59	2,522,009.59	2,320.00	344,659.30	2,175,030.29
0007	LCFF - Free and Reduced	91,841.00	91,841.00	1,000.00	12,820.81	78,020.19
0009	LCFF -Limited English Profi	22,206.00	22,206.00		2,189.08	20,016.92
3010	IASA-Title I Basic Grants-Low	77,121.00	77,121.00		7,185.10	69,935.90
6500	Special Education	<u>1,127,341.47</u>	<u>1,127,341.47</u>		<u>115,005.80</u>	<u>1,012,335.67</u>

Location	Fund					
6127	CSPP-QRIS BLOCK GRANT		<u>6,665.00</u>			<u>6,665.00</u>





Location	Fund					
0000	Unrestricted Resources, No Rep	3,706,962.58	3,713,029.58	12,213.64	432,557.84	3,268,258.10
0007	LCFF - Free and Reduced	44,106.00	44,106.00	1,663.42	1,089.34	41,353.24
0009	LCFF -Limited English Profi	4,339.00	4,339.00			4,339.00
0013	LCFF -Assistance to Schools	296,674.01	296,674.01		16,925.23	279,748.78
0812	Donations - Special Funds				433.21	433.21-
6500	Special Education	366,105.02	366,105.02		29,506.16	336,598.86
9125	Donations - Restricted				35.98	35.98-



Le2 Td 2










Location	Fund					
0000	Unrestricted Resources, No Rep	3,211,850.31	3,211,850.31	19,773.35	415,222.59	2,776,854.37
0007	LCFF - Free and Reduced	52,202.00	52,202.00		4,645.10	47,556.90
0009	LCFF -Limited English Profi	5,871.00	5,871.00			5,871.00
0012	LCFF -Supplemental & Concentra	139,856.49	139,856.49		37,880.31	101,976.18
0013	LCFF -Assistance to Schools	261,073.01	261,073.01		13,566.93	247,506.08
6500	Special Education	511,393.91	511,393.91		51,084.49	460,309.42

Location	Fund					
9802	Measure Q 2015 C-2 Taxable		11,476.91	46,486.28		35,009.37-





Location	Fund					
0000	Unrestricted Resources, No Rep	1,694,987.84	1,694,987.84	4,428.69	277,315.62	1,413,243.53
0007	LCFF - Free and Reduced	44,106.00	44,106.00	145.29	16,445.91	27,514.80
0009	LCFF -Limited English Profi	7,147.00	7,147.00			7,147.00
0012	LCFF -Supplemental & Concentra	134,197.68	134,197.68		13,980.16	120,217.52
0013	LCFF -Assistance to Schools		120,700.00			120,700.00
3010	IASA-Title I Basic Grants-Low	37,036.00	37,036.00	31.07	3,287.72	33,717.21
6500	Special Education	631,794.87	631,794.87		61,073.44	570,721.43

Location	Fund					
9802	Measure Q 2015 C-2 Taxable		54,455.37	54,307.37	148.00	




Location	Fund					
0000	Unrestricted Resources, No Rep	2,685,527.71	2,685,527.71	8,259.06	465,396.28	2,211,872.37
0007	LCFF - Free and Reduced	65,322.00	65,322.00	18,065.76	945.86	46,310.38
0009	LCFF -Limited English Profi	26,800.00	26,800.00		1,851.09	24,948.91
0812	Donations - Special Funds				2,147.25	2,147.25
3010	IASA-Title I Basic Grants-Low	54,852.00	54,852.00		4,614.14	50,237.86
6500	Special Education	130,380.92	130,380.92		14,000.14	116,380.78
9606	Scholar Dollars Grant				3,650.00	3,650.00

Location	Fund					
9802	Measure Q 2015 C-2 Taxable		5,945.65	3,836.39	1,698.50	410.76

Location	Fund					
0000	Unrestricted Resources, No Rep	1,867,906.45	1,867,906.45	2,221.29	220,254.44	1,645,430.72
0007	LCFF - Free and Reduced	84,304.00	84,304.00	25,281.21	11,955.18	47,067.61
0009	LCFF -Limited English Profi	20,419.00	20,419.00		743.52	19,675.48
0040	Summer School				747.76	747.76-
3010	IASA-Title I Basic Grants-Low	70,792.00	70,792.00	14,273.59	12,885.76	43,632.65
3180	Title I, School Improvement G.	1,947,103.00	1,947,103.00	165,031.46	262,982.70	1,519,088.84
6230	Californ Clean Energy Jobs Act			24,944.05	1,830.97	26,775.02-
6500	Special Education	524,950.09	524,950.09		48,788.83	476,161.26

Location	Fund					
6127	CSPP-QRIS BLOCK GRANT		6,665.00			6,665.00

Location	Fund					
9802	Measure Q 2015 C-2 Taxable		111,559.89	5,570.31	47,547.50	58,442.08





Location	Fund					
0000	Unrestricted Resources, No Rep	1,709,490.46	1,728,900.46	19,420.73	268,081.66	1,441,398.07
0007	LCFF - Free and Reduced	164,979.00	164,979.00	58,412.19	14,129.98	92,436.83
0009	LCFF -Limited English Profi	28,077.00	28,077.00			28,077.00
0013	LCFF -Assistance to Schools	118,669.64	118,669.64		3,857.64	114,812.00
1400	Education Protection Account	3,893,453.82	3,893,453.82		427,588.53	3,465,865.29
3010	IASA-Title I Basic Grants-Low	138,536.00	138,536.00	24,918.30	98.46-	113,716.16
6500	Special Education	1,016,752.97	1,016,752.97		69,187.90	947,565.07

Location	Fund					
9802	Measure Q 2015 C-2 Taxable		11,339.35	891.86		10,447.49











Location	Fund					
0000	Unrestricted Resources, No Rep	5,470,431.71	5,476,498.71	19,444.31	723,981.66	4,733,072.74
0007	LCFF - Free and Reduced	225,276.00	225,276.00		22,207.80	203,068.20
0009	LCFF -Limited English Profi	79,125.00	79,125.00		8,500.26	70,624.74
0013	LCFF -Assistance to Schools	399,142.07	399,142.07		31,654.20	367,487.87
3010	IASA-Title I Basic Grants-Low	189,169.00	189,169.00	1,039.11	23,373.55	164,756.34
3180	Title I, School Improvement G.	1,875,107.00	1,875,107.00	50,332.92	222,151.56	1,602,622.52
6500	Special Education	866,591.07	866,591.07		87,402.21	779,188.86

Location	Fund					
6127	CSPP-QRIS BLOCK GRANT		6,665.00		448.00-	7,113.00

Location	Fund					
9802	Measure Q 2015 C-2 Taxable		9,555.77	8,649.27	906.50	





Location	Fund					
0000	Unrestricted Resources, No Rep	3,635,436.29	3,654,846.29	6,394.42	460,926.07	3,187,525.80
0007	LCFF - Free and Reduced	108,311.00	108,311.00	6,084.58	21,462.48	80,763.94
0009	LCFF -Limited English Profi	16,591.00	16,591.00		1,974.67	14,616.33
0013	LCFF -Assistance to Schools	549,560.50	549,560.50		55,379.57	494,180.93
3010	IASA-Title I Basic Grants-Low	90,951.00	90,951.00	5,887.35	23,440.11	61,623.54
6500	Special Education	894,753.04	894,753.04		90,206.00	804,547.04
7338	College Readiness Block Grant			48.47	3,882.53	3,931.00-

Location	Fund					
9802	Measure Q 2015 C-2 Taxable		24,508.19	23,311.19	1,197.00	
9803	Measure Q 2016 Series D		297,154.92	297,154.92		




Location	Fund					
0000	Unrestricted Resources, No Rep	1,429,992.97	1,449,402.97	9,781.80	243,003.09	1,196,618.08
0007	LCFF - Free and Reduced	105,241.00	105,241.00	12,251.34	4,217.15	88,772.51
0009	LCFF -Limited English Profi	18,377.00	18,377.00			18,377.00
0013	LCFF -Assistance to Schools	593,569.21	593,569.21			593,569.21
1400	Education Protection Account	1,770,908.00	1,770,908.00		215,675.75	1,555,232.25
3010	IASA-Title I Basic Grants-Low	88,373.00	88,373.00	6,230.00	18,544.44	63,598.56
6500	Special Education	1,128,828.87	1,128,828.87		114,087.59	1,014,741.28

Location	Fund					
9804	Measure Q 2017 Series E		3,304,506.57	1,412,098.09	1,892,408.48	



Location	Fund					
0000	Unrestricted Resources, No Rep	1,884,728.07	1,904,138.07	17,722.77	275,596.98	1,610,818.32
0007	LCFF - Free and Reduced	151,022.00	151,022.00		4.22	151,017.78
0009	LCFF -Limited English Profi	20,419.00	20,419.00			20,419.00
0013	LCFF -Assistance to Schools	356,008.77	356,008.77		37,663.72	318,345.05
0812	Donations - Special Funds			7,098.49	2,095.59	9,194.08-
1400	Education Protection Account	5,481,100.25	5,481,100.25		561,400.45	4,919,699.80
6500	Special Education	1,186,837.28	1,186,837.28		121,381.10	1,065,456.18

Location	Fund					
9802	Measure Q 2015 C-2 Taxable		9,572.77	8,785.27	787.50	
9804	Measure Q 2017 Series E		232,276.50	96,966.00	135,310.50	



Location	, Fund					
----------	--------	--	--	--	--	--

0000

4,704,649.53

4,724,059.53

12,701.54

634,802.86

4,076,555.13





Location	, Fund					
0000	Unrestricted Resources, No Rep	112,857.00	112,857.00		1,146.49	111,710.51
6500	Special Education	440,506.09	440,506.09		40,047.27	400,458.82

Location	, Fund					
0000	Unrestricted Resources, No Rep	1,997,013.00	1,997,013.00	19,703.46	189,367.18	1,787,942.36
0007	LCFF - Free and Reduced	179,380.00	179,380.00		18,298.66	161,081.34
0009	LCFF -Limited English Profi	19,619.00	19,619.00		2,138.64	17,480.36
0812	Donations - Special Funds			2,500.00		2,500.00-
1100	State Lottery	31,861.00	31,861.00			31,861.00
1400	Education Protection Account	337,874.00	337,874.00		35,876.57	301,997.43
6230	Californ Clean Energy Jobs Act			34,810.68	8,547.51	43,358.19-
6300		11,183.00	11,183.00			









Location	Fund					
0000	Unrestricted Resources, No Rep	702,992.13	702,992.13	9,716.62	111,273.27	582,002.24
0007	LCFF - Free and Reduced	46,618.00	46,618.00	6,790.50	4,427.39	35,400.11
0009	LCFF -Limited English Profi	8,423.00	8,423.00	80.00		8,343.00
0013	LCFF -Assistance to Schools	500,393.93	500,393.93		33,887.79	466,506.14
0812	Donations - Special Funds			947.50	822.10	1,769.60-
1400	Education Protection Account	892,270.40	892,270.40		93,849.03	798,421.37
3010	IASA-Title I Basic Grants-Low	39,147.00	39,147.00	4,311.61	175.48	34,659.91
6500	Special Education	575,317.16	575,317.16		58,433.20	516,883.96
7338	College Readiness Block Grant				8.08	8.08-
9206	Gov Engaging Youth				66.58	66.58-
9573	Sac County Training Agreement				7,014.44	7,014.44-
9642	Stuart Foundation				59.91	59.91-


Location	Fund					
9802	Measure Q 2015 C-2 Taxable		4,932.49	4,543.99	388.50	







Location	Fund					
0000	Unrestricted Resources, No Rep	1,871,607.81	1,950,607.81	61,898.78	333,403.63	1,555,305.40
0007	LCFF - Free and Reduced	134,831.00	134,831.00		9,011.19	125,819.81
0009	LCFF -Limited English Profi	1,787.00	1,787.00			1,787.00
0013		537,477.86	537,477.86		31,727.82	505,750.04






Location	Fund					
0000	Unrestricted Resources, No Rep	4,041,256.68	4,120,256.68	98,292.11	697,202.41	3,324,762.16
0007	LCFF - Free and Reduced	353,686.00	353,686.00	16,914.52	36,075.38	300,696.10
0009	LCFF -Limited English Profi	55,387.00	55,387.00	10,410.47	1,481.86	43,494.67
0013	LCFF -Assistance to Schools	917,799.09	917,799.09		56,815.74	860,983.35
0805						





Location	Fund					
0000	Unrestricted Resources, No Rep	3,452,564.10	3,531,564.10	75,729.91	574,169.83	2,881,664.36
0007	LCFF - Free and Reduced	390,534.00	390,534.00	7,285.61	29,601.84	353,646.55
0009	LCFF -Limited English Profi	109,499.00	109,499.00		8,795.66	100,703.34
0013		745,029.17	745,029.17		91,765.67	653,264 7.25



Location	, Fund					

0000	Unrestricted Resources, No Rep	145,542.00-	145,542.00-			145,542.00-
6500	Special Education	88,330.14	88,330.14		11,630.40	76,699.74

Location	, Fund					
0000	Unrestricted Resources, No Rep	1,487,529.00	1,487,529.00	5,422.35	171,791.23	1,310,315.42
0007	LCFF - Free and Reduced	327,462.00	327,462.00		24,074.48	303,387.52
0009	LCFF -Limited English Profi	81,865.00	81,865.00		9,242.05	72,622.95
0805	Billed By Invoice (Billables)				779.84-	779.84
1100	State Lottery	27,610.00	27,610.00			27,610.00
1400	Education Protection Account	292,799.00	292,799.00		37,887.67	254,911.33
3010	IASA-Title I Basic Grants-Low	30,473.00	30,473.00			30,473.00
6230	Californ Clean Energy Jobs Act			239,544.56	24,011.27	263,555.83-
6300	Lottery Instructional Material	9,691.00	9,691.00			9,691.00

Location	, Fund					
9802	Measure Q 2015 C-2 Taxable		4,988.00	4,692.00	296.00	

Location	Fund					
0000	Unrestricted Resources, No Rep	3,315,411.60	3,394,411.60	97,366.76	605,247.20	2,691,797.64
0007	LCFF - Free and Reduced	237,559.00	237,559.00	12,139.14	40,033.79	185,386.07
0009	LCFF -Limited English Profi	37,010.00	37,010.00	10,495.04	5,280.00	21,234.96
0013	LCFF -Assistance to Schools	735,791.70	735,791.70		86,835.20	648,956.50
0040	Summer School				299.48	299.48
1400	Education Protection Account	5,052,638.90	5,052,638.90		498,146.40	4,554,492.50
3010	IASA-Title I Basic Grants-Low	199,483.00	199,483.00	9,012.84	29,910.63	160,559.53
6500	Special Education	1,993,002.63	1,993,002.63		185,255.32	1,807,747.31





Location	, Fund					
0000	Unrestricted Resources, No Rep	9,661.00-	9,661.00-	10,000.00	7,925.49	27,586.49-

Location	, Fund					
0805	Billed By Invoice (Billables)			440,895.90	61,793.48	502,689.38-

Location	, Fund				
0000	Unrestricted Resources, No Rep			1,061.11	1,061.11-
0805	Billed By Invoice (Billables)	418,302.00	418,302.00	104,493.18	313,808.82



Location	, Fund					
0000	Unrestricted Resources, No Rep	1,235,940.74	1,255,352.74	17,447.22	201,547.01	1,036,358.51
0007	LCFF - Free and Reduced	102,170.00	102,170.00	7,780.38	10,841.89	83,547.73
0009	LCFF -Limited English Profi	13,529.00	13,529.00		1,913.32	11,615.68
0013	LCFF -Assistance to Schools	356,008.77	356,008.77			356,008.77
1400	Education Protection Account	2,016,828.00	2,016,828.00		240,630.10	1,776,197.90
3010	IASA-Title I Basic Grants-Low	85,794.00	85,794.00		50,248.78	35,545.22
6387	Career Tech Ed Incentive Gr			830,938.66	1,250,062.82	2,081,001.48-
6500	Special Education	282,120.80	282,120.80		25,759.22	256,361.58
9151	ESEA - Engin. Scien, & Energy			6,072.31	320.84	6,393.15-

Location	, Fund					
9802	Measure Q 2015 C-2 Taxable		23,348.04	274.29		23,073.75




Location	Fund					
0000	Unrestricted Resources, No Rep	218,978.00-	218,978.00-			218,978.00-
6500	Special Education	174,553.79	174,553.79		14,358.97	160,194.82

Location	Fund					
0000	Unrestricted Resources, No Rep	2,112,734.00	2,112,734.00	16,603.07	214,562.10	1,881,568.83
0007	LCFF - Free and Reduced	273,870.00	273,870.00		42,360.97	231,509.03
0009	LCFF -Limited English Profi	18,734.00	18,734.00		1,862.69	16,871.31
1100	State Lottery	39,985.00	39,985.00			39,985.00
1400	Education Protection Account	424,023.00	424,023.00		43,427.49	380,595.51
3010	IASA-Title I Basic Grants-Low	38,209.00	38,209.00		6,485.19	31,723.81
6230	Californ Clean Energy Jobs Act			14,971.69	6,453.06	21,424.75-
6300	Lottery Instructional Material	14,034.00	14,034.00			14,034.00


Location	Fund					
9802	Measure Q 2015 C-2 Taxable			33,892.75		33,892.75-





Location , Fund





Location	, Fund					
0000	Unrestricted Resources, No Rep	1,700,080.64	1,700,080.64	3,590.20	264,545.69	1,431,944.75
0007		33,777.00	33,777.00	3,770.23	843.41	29,163.36



Location	, Fund					
0000	Unrestricted Resources, No Rep	2,529,340.00	2,529,340.00	7,300.99	299,086.95	2,222,952.06
0007	LCFF - Free and Reduced	79,558.00	79,558.00	3,619.76	2,499.56	73,438.68
0009	LCFF -Limited English Profi	10,210.00	10,210.00		5.57	10,204.43
0013	LCFF -Assistance to Schools	241,400.00	241,400.00			241,400.00
0805	Billed By Invoice (Billables)				279.93	279.93-
0825	Home and Hospital	39,867.52	39,867.52			39,867.52
3010	IASA-Title I Basic Grants-Low	66,806.00	66,806.00	16,154.04	1,590.78	49,061.18
3182	ESSA,Comprehensive Suprt & Imp		46,248.00	15,000.00	51,017.39	19,769.39-

--	--	--	--	--	--	--

--	--	--	--	--	--	--





Location	, Fund					
0000	Unrestricted Resources, No Rep	<u>8,116.00</u>	<u>8,116.00</u>		<u>793.07</u>	<u>7,322.93</u>





Location	, Fund					
0000	Unrestricted Resources, No Rep	2,780,606.93	2,918,729.96	676,929.65	617,991.29	1,623,809.02
3530	Voc Progs.-VESL,ABE/GED, OSSI	285,500.00	285,500.00		63,080.40	222,419.60
3905	Adult Basi Ed (231) ESL/Citize	105,000.00				
3913	Adult Basic Ed (231) Priority	13,000.00				
3926	Adult Basic Ed-EL Civics Compo	30,000.00				
5885	WIA Refugee Support Srvs	36,369.23	36,369.23		38,005.85	1,636.62-
5957	A Title I Youth-Out-of-Sschool	160,700.00	160,700.00		26,642.11	134,057.89
6371	CalWORKs ROCP/Adult.Ed	70,291.00	70,291.00			70,291.00
6391	Adult Ed Block Grant Program	575,977.93	576,280.56		110,134.30	466,146.26
9014	Alta CA Regional - McClaskey	8,500.00	8,500.00			8,500.00






Location	Fund				
0000	Unrestricted Resources, No Rep	12,462.00	12,462.00	7,028.00	5,434.00
0805	Billed By Invoice (Billables)	5,350.00	5,350.00		5,350.00
		<u>                    </u>	<u>                    </u>	<u>                    </u>	<u>                    </u>

Filtered by User Permissions, (Org = 97, Online/Offline = N, Fiscal Year = 2020, Period = 3, Unposted JEs? = N, Assets and Liabilities? = N,





Location	, Fund					
6127	CSPP-QRIS BLOCK GRANT		6,665.00			6,665.00



Location	Fund				
6127	CSPP-QRIS BLOCK GRANT	<hr/>	6,665.00	<hr/>	6,665.00









Location	, Fund					
6127	CSPP-QRIS BLOCK GRANT		6,665.00			6,665.00



Location	Fund					
0000	Unrestricted Resources, No Rep	629,873.14	629,873.14	60,593.76	147,750.18	421,529.20

Location	Fund					
0000	Unrestricted Resources, No Rep	630,904.74	630,904.74	12,724.91	137,518.56	480,661.27
0812	Donations - Special Funds		200.00			200.00
9016	Silicon Valley Comm Foundation		15,750.00	268.73	11,954.63	3,526.64
9642	Stuart Foundation		20,000.00		20,000.00	



Location	, Fund					
0000	Unrestricted Resources, No Rep	790,749.94	790,749.94	31,273.39	161,666.29	597,810.26
0007	LCFF - Free and Reduced	40,000.00	40,000.00			40,000.00
0033	Communication-Mandatory	3,990.00	3,990.00			3,990.00



Location	Fund					
0000	Unrestricted Resources, No Rep	17,255.00	17,255.00	9,367.97	749.80	7,137.23

Location	Fund					
0000	Unrestricted Resources, No Rep	132,692.83	132,692.83		31,271.50	101,421.33
0007	LCFF - Free and Reduced	820,059.49	820,059.49		73,551.19	746,508.30
3010	IASA-Title I Basic Grants-Low	161,872.00	161,872.00	4,900.00	47,269.56	109,702.44
4127	Title IV Prt A,SSAE	239,117.97	239,117.97			239,117.97
5640	Medi-Cal Billing Option	470,000.00	470,000.00	17,150.00	85,314.20	367,535.80
5949	MentalHlthAwarenessTrngGrnt		40,590.00	8,062.55	20,080.23	12,447.22
5951	Meadowview Project AWARE				14.71-	14.71
7085	Learning Comm for Sch Success	56,191.00	56,191.00		10,749.73	45,441.27
9325	Kaiser: School Based Health C		50,000.00		8,000.23	41,999.77
9414	MHSA - Bullyng	17,885.00	17,885.00	40.96	2,667.62	15,176.42
9597	Safe Zone Squad		433,530.00		3,641.24	429,888.76



Location	, Fund					
0000	Unrestricted Resources, No Rep			255.00		255.00-
0007	LCFF - Free and Reduced	29,021.65	29,021.65		5,010.12	24,011.53
3010	IASA-Title I Basic Grants-Low	159,533.00	159,533.00		28,390.90	131,142.10

[Redacted Header]					
[Redacted Header]					
Location	Fund				
0000	Unrestricted Resources, No Rep	279,606.82	279,606.82	69,686.65	209,920.17
0007	LCFF - Free and Reduced	1,642.48	1,642.48	404.59	1,237.89
		1,642.48	1,642.48	404.59	1,237.89





Location	Fund					
0000	Unrestricted Resources, No Rep	360,000.00	360,000.00			360,000.00

Location	Fund					
3905	Adult Basi Ed (231) ESL/Citize		105,000.00	97,563.45		7,436.55
3913	Adult Basic Ed (231) Priority		13,000.00	8,161.22		4,838.78
3926	Adult Basic Ed-EL Civics Compo		30,000.00			30,000.00
6391	Adult Ed Block Grant Program			4,392.87		4,392.87-
9192	Fee Based Adult Education Clas	18,000.00				

[Redacted Header]					
[Redacted Header]					
Location	, Fund				
0000	Unrestricted Resources, No Rep	262,123.87	262,123.87	42,075.09	220,048.78
0007	LCFF - Free and Reduced	1,619.74	1,619.74	403.62	1,216.12
		263,743.61	263,743.61	42,478.71	221,264.90

Location	, Fund					

0000	Unrestricted Resources, No Rep	847,039.00	847,039.00			847,039.00
------	--------------------------------	------------	------------	--	--	------------

Location	, Fund					
----------	--------	--	--	--	--	--

0000	Unrestricted Resources, No Rep	847,039.00	847,039.00		180,954.70	666,084.30
0812	Donations - Special Funds			45.00		45.00-
5025	CD-Fed Child Care,Ctr-based (F	235,774.00	235,774.00	909.89	35,089.81	199,774.30
5210	SETA Headstart PreSchool PA22	5,840,686.00	5,840,686.00	65,420.12	711,035.16	5,064,230.72
5211	SETA EarlyHS PreSch Expansion				1,719.73	1,719.73-
5212	SETA Headstart PreSchool PA20	31,200.00	31,200.00	3,500.00		27,700.00
5213	SETA Early Headstart PreSchool				16,897.02	16,897.02-
6052	CD PreK & Family Lit (PKFLP) P	15,000.00	15,000.00		3,127.58	11,872.42
6105	Child Dev-CA State Pres. Prog.	4,565,429.00	4,565,429.00	70,729.17	772,009.40	3,722,690.43
9067	Children's Center - Fee Based	1,509,760.00	1,509,760.00	5,461.60	195,005.50	1,309,292.90
9550	First 5 School Readiness (Firs	987,092.00	987,092.00	12,641.72	135,434.50	839,015.78


Location	Fund				
0000	Unrestricted Resources, No Rep	261,276.00	261,276.00	65,239.89	196,036.11
0007	LCFF - Free and Reduced	1,642.47	1,642.47	404.65	1,237.82



Location	, Fund					
0000	Unrestricted Resources, No Rep	<u>3,417,275.46</u>	<u>3,417,275.46</u>	<u>2,170,177.21</u>	<u>124,147.95</u>	<u>1,122,950.30</u>

Location	Fund				
0000	Unrestricted Resources, No Rep	268,458.82	268,458.82	67,152.27	201,306.55
0007	LCFF - Free and Reduced	107,819.74	107,819.74	41,267.62	66,552.12
3010	IASA-Title I Basic Grants-Low	165,862.00	165,862.00	28,925.07	136,936.93

Location	, Fund					
0000	Unrestricted Resources, No Rep	948,678.76	933,678.76	19,627.38	216,395.15	697,656.23
0014	Required District Match			1,939.91	2,388.97	4,328.88-
0805	Billed By Invoice (Billables)				566.06	566.06-
0812	Donations - Special Funds		1,000.00	920.76		79.24
3010	IASA-Title I Basic Grants-Low	126,525.00	126,525.00			126,525.00
3180	Title I, School Improvement G.	529,462.00	529,462.00	92,400.00	97,063.59	339,998.41
4035	NCLB Title II, Part A ImpTchrQ	780,652.42	780,652.42		5,974.57	774,677.85
4127	Title IV Prt A,SSAE	453,877.25	453,877.25			453,877.25
9614	S.D Bechtel Jr. Foundation			6,300.00		6,300.00-



Location	, Fund					
0000	Unrestricted Resources, No Rep	419,235.03	419,235.03	37,736.75	92,987.85	288,510.43
3010	IASA-Title I Basic Grants-Low	<u>31,438.00</u>	<u>31,438.00</u>	<u>                  </u>	<u>116,747.18</u>	<u>85,309.18-</u>







Location	Fund					
0000	Unrestricted Resources, No Rep	791,375.98	791,375.98	98,494.38	62,440.99	630,440.61

[Redacted Header]						
[Redacted Sub-Header]						
Location	Fund					
0007	LCFF - Free and Reduced	195,173.51	195,173.51		30,669.87	164,503.64
3010	IASA-Title I Basic Grants-Low	536,397.00	484,756.00	1,736.12	34,062.93	448,956.95
4035		215,188.00	46,083.10			<del>80,104.90</del>

[Redacted Footer]

Location	, Fund					
0000	Unrestricted Resources, No Rep	39,585.00	39,585.00	2,755.93	1,185.45	35,643.62
0053	Targeted Inst Impr Bloc (7394)	414,202.32	414,202.32		85,889.26	328,313.06
3010	IASA-Title I Basic Grants-Low	60,400.00	60,400.00			60,400.00
6300	Lottery Instructional Material	2,167,229.00	2,167,229.00	56,991.22	1,647,883.12	462,354.66


Location	, Fund					
0000	Unrestricted Resources, No Rep	7,750.00	7,750.00	1,320.19		6,429.81
0009	LCFF -Limited English Profi	367,432.23	367,432.23		83,754.92	283,677.31
0053	Targeted Inst Impr Bloc (7394)	7,534.64	7,534.64		1,857.72	5,676.92
3010	IASA-Title I Basic Grants-Low	152,845.00	152,845.00		35,017.19	117,827.81
4201	Title III Immigrant Education	113,858.00	113,858.00	8,369.40	46,430.27	59,058.33
4203	Title III Limited English Prof	813,696.00	813,696.00	2,654.47	81,134.14	729,907.39



Location	Fund					
0000	Unrestricted Resources, No Rep	14,063.00-	14,063.00-	26,248.86	12,847.94	53,159.80-








Location	, Fund					
0000 0007	Unrestricted Resources, No Rep	60,000.00	60,000.00	16,596.67	13,412.14	29,991.19






Location	Fund				
0000	Unrestricted Resources, No Rep	14,077.52	14,077.52	3,392.06	10,685.46
3010	IASA-Title I Basic Grants-Low	190,749.00	190,749.00	33,889.25	156,859.75

Location	Fund					
0000	Unrestricted Resources, No Rep	906,384.66	906,384.66	59,341.53	188,690.78	658,352.35
0007	LCFF - Free and Reduced	112,302.00	112,302.00			112,302.00
0040	Summer School	676,000.00	676,000.00			676,000.00
3010	IASA-Title I Basic Grants-Low	2,801,474.00	2,801,474.00		281,153.94	2,520,320.06
4035	NCLB Title II, Part A ImpTchrQ	300,091.55	300,091.55		24,749.79	275,341.76
4127	Title IV Prt A,SSAE	90,775.45	90,775.45			90,775.45
6300	Lottery Instructional Material			2,550.41	9,520.24-	6,969.83
7510	LOW PERFORMING STUDENTS BG	1,792,254.00	1,792,254.00			1,792,254.00
9431	NGEI-New Gen of Ed Initiative	59,492.00	59,492.00		17,250.53	42,241.47



Location





Location	, Fund					
0000	Unrestricted Resources, No Rep-78.5 Td1 Rem.4.81undut	1,297,593.02	1,297,593.02	69,346.97	273,397.84	954,848.21





Location	, Fund					
0007	LCFF - Free and Reduced	<u>836,250.00</u>	<u>586,250.00</u>	<u>                    </u>	<u>                    </u>	<u>586,250.00</u>

Location	Fund					
0000	Unrestricted Resources, No Rep	2,549,412.49	1,864,318.49	1,570.80	56,469.60	1,806,278.09
0037	Sports Program	373,196.00	373,196.00	66,986.02	34,118.34	272,091.64
3010	IASA-Title I Basic Grants-Low	926,869.00	926,869.00	709,660.13	5,697.44	211,511.43
4035	NCLB Title II, Part A ImpTchrQ				14,373.03	14,373.03
4127	Title IV Prt A,SSAE	72,620.36	72,620.36	38,514.87		34,105.49

Location	Fund					
0000	Unrestricted Resources, No Rep	854,282.94	854,282.94	3,663.51	175,444.89	675,174.54
0007	LCFF - Free and Reduced	50,000.00	300,000.00			300,000.00
0009	LCFF -Limited English Profi	14,500.00	14,500.00			14,500.00
0053	Targeted Inst Impr Bloc (7394)				30,543.99	30,543.99
3010	IASA-Title I Basic Grants-Low				10,181.40	10,181.40
3180	Title I, School Improvement G.	178,686.00	178,686.00			178,686.00
9203	Gear Up (Gaining Early Awarene		3,322.00			3,322.00



Location	Fund					
0000	Unrestricted Resources, No Rep	245,659.97	260,659.97	11,574.17	16,680.74	232,405.06
0007	LCFF - Free and Reduced	508,753.81	508,753.81		158,816.23	349,937.58
0009	LCFF -Limited English Profi	218,280.55	218,280.55		68,138.71	150,141.84



Location	Fund					
0000	Unrestricted Resources, No Rep	200,448.50	200,448.50	77.60	47,624.70	152,746.20
0007	LCFF - Free and Reduced	815,870.43	815,870.43	29,876.41	222,787.55	563,206.47
3010	IASA-Title I Basic Grants-Low	45,000.00	45,000.00	42,540.50		2,459.50
9201	Gates Foundation		36,159.00		11,140.75	25,018.25









Location	Fund				
4124	21ST Century Comm Learning Cen	1,025,000.00	1,025,000.00	24,910.25	1,000,089.75



Location	Fund				
3010	IASA-Title I Basic Grants-Low	467,498.00	467,498.00	87,578.83	379,919.17





Location	Fund					
0000	Unrestricted Resources, No Rep	887,389.49	887,389.49	46,200.23	144,156.60	697,032.66
0007	LCFF - Free and Reduced	69,452.26	69,452.26		36,728.17	32,724.09
3010	IASA-Title I Basic Grants-Low	164,729.00	164,729.00		44,477.81	120,251.19




Location	Fund					
0011	LCFF - Foster Youth	424,325.00	424,325.00	7,498.95	84,721.30	332,104.75
3010	IASA-Title I Basic Grants-Low	180,993.00	180,993.00	20,536.00	29,292.52	131,164.48
4127	Title IV Prt A,SSAE	360,000.00	360,000.00			360,000.00
5862	Independent Living Foster Yout		99,999.00	137.58	19,104.47	80,756.95
5877	Youth in Action Mentoring Prgm				10,015.60	10,015.60-
6690	TUPE- Grades 6-12			14,362.40	1,449.20	15,811.60-
6695	TUPE- Grds 6-12 Cohort M Tier2	367,842.00	367,842.00	35,092.27	59,766.08	272,983.65


[Redacted Header]						
[Redacted Header]						
Location	Fund					
0000	Unrestricted Resources, No Rep	2,290,370.99	2,290,370.99	58,249.72	311,399.39	1,920,721.88
0825	Home and Hospital	470,047.48	470,047.48		45,007.19	425,040.29
5640	Medi-Cal Billing Option	500,000.00	500,000.00	500,000.00		
		500,000.00	500,000.00	500,000.00		



Location	, Fund	
4124	21ST Century Comm Learning Cen	56.77 56.77-




Location	, Fund					
0000	Unrestricted Resources, No Rep	14,125.86	14,125.86		3,610.82	10,515.04
0007	LCFF - Free and Reduced	545,455.57	545,455.57		147,873.20	397,582.37
0805	Billed By Invoice (Billables)				11,915.16	11,915.16-
3010	IASA-Title I Basic Grants-Low	449,711.00	449,711.00	66,340.00	68,138.70	315,232.30
4124	21ST Century Comm Learning Cen	90,924.00	525,000.00	145,864.00	37,806.07	341,329.93
4127		907,754.47	907,754.47			






Location	Fund					
0000	Unrestricted Resources, No Rep	3,201,357.22	3,201,357.22	183,316.17	772,311.76	2,245,729.29
0805	Billed By Invoice (Billables)				721.68	721.68
0900	Work Stoppage				4,591.53	4,591.53
		<hr/>	<hr/>	<hr/>	<hr/>	<hr/>



Location		, Fund		
----------	--	--------	--	--


0000		1,045,920.51	1,045,920.51	
------	--	--------------	--------------	--





Location , Fund






Location





Location	Fund					
0000	Unrestricted Resources, No Rep	240,803.08	240,803.08	14,054.00	57,813.65	168,935.43
0007	LCFF - Free and Reduced	352,274.98	352,274.98	192,380.00	1,287.54	158,607.44
0053	Targeted Inst Impr Bloc (7394)	520,397.67	520,397.67		101,278.36	419,119.31
0807	CELDT Calif English Language D			3,925.88		3,925.88
3010	IASA-Title I Basic Grants-Low	60,656.00	60,656.00		4,804.17	55,851.83




Location	, Fund					
0000	Unrestricted Resources, No Rep	<u>2,049,886.79</u>	<u>2,049,886.79</u>	<u>479,105.73</u>	<u>204,902.38</u>	<u>1,365,878.68</u>

Location	, Fund					
0000	Unrestricted Resources, No Rep	49,933,401.00	49,933,401.00			49,933,401.00





Location	Fund					
0000	Unrestricted Resources, No Rep	297,273.28	297,273.28	44,891.75	35,393.67	216,987.86



Location	, Fund					
0000	Unrestricted Resources, No Rep	<u>1,101,009.98</u>	<u>1,101,009.98</u>	<u>11,042.78</u>	<u>250,424.13</u>	<u>839,543.07</u>

Location	, Fund					
9802	Measure Q 2015 C-2 Taxable	89,819.04	89,819.04		22,247.17	67,571.87
9805	Measure R 2017 Series C	40,108.02	<u>40,108.02</u>		<u>9,939.81</u>	<u>30,168.21</u>



[Redacted Header]						
[Redacted Header]						
Location	Fund					
0000	Unrestricted Resources, No Rep	1,129,175.97	1,129,175.97	5,790.72	262,815.69	860,569.56
3180	Title I, School Improvement G.	167,969.74	167,969.74		38,704.72	129,265.02
		1,129,175.97	1,129,175.97	5,790.72	262,815.69	860,569.56



Location , Fund

0000	Unrestricted Resources, No Rep	803,373.63	803,373.63	43,067.50	122,625.67	637,680.46
6230	Californ Clean Energy Jobs Act			79,800.00		79,800.00-

Location , Fund

0000	Unrestricted Resources, No Rep		1,250,000.00-			1,250,000.00-
9800	Bldg Fd Interest/Other Sources				58,827.00	58,827.00-
9802	Measure Q 2015 C-2 Taxable	1,891,773.94	588,689.00	72,325.00	141,530.69	374,833.31
9803	Measure Q 2016 Series D	10,411,751.00	8,236,377.58			8,236,377.58
9804	Measure Q 2017 Series E	30,000,000.00	1,914,258.06	1,877,142.00		37,116.06
9805	Measure R 2017 Series C	396,269.00	396,269.00		61,972.53	334,296.47
9806	Measure Q 2018 Series F	10,000.00	10,000.00			10,000.00


Location , Fund

9130	Developer Fees	4,000,000.00	3,634,077.86	55,217.51	20.80	3,578,839.55
------	----------------	--------------	--------------	-----------	-------	--------------

Location , Fund

9091	Mello Roos #1 (S. Pocket Fac I	138,000.00	276,000.00			276,000.00
9092	Mello Roos #2			7,749.37	6,855.63	14,605.00-





Location	, Fund			
----------	--------	--	--	--



0000				
------	--	--	--	--

		6,370,644.02		
--	--	--------------	--	--

			6,370,644.02	
--	--	--	--------------	--

				1,911,904.09
--	--	--	--	--------------







Location	Fund					
0000	Unrestricted Resources, No Rep	1,622,115.09	1,622,115.09	800.00	20,263.07	1,601,052.02
7813	Gang Violence Suppression Prog				7,656.03	7,656.03-




Location	, Fund					
0000	Unrestricted Resources, No Rep	32,355.00-	32,355.00-		6,409.52	38,764.52-
8150	Ongoing & Major Maintenance EC	15,761,249.60	15,689,383.17	954,550.33	2,934,560.20	11,800,272.64

Location	, Fund					
9802	Measure Q 2015 C-2 Taxable	82,030.00	129,403.50	47,373.50	28,009.36	54,020.64



Location	Fund					
0000	Unrestricted Resources, No Rep	417,478.56	417,478.56	1,653.69	97,984.23	317,840.64



Location	, Fund					
0000	Unrestricted Resources, No Rep	1,744,140.06	1,744,140.06	134,414.73	328,440.28	1,281,285.05
0053	Targeted Inst Impr Bloc (7394)	50,000.00	50,000.00			50,000.00
8150	Ongoing & Major Maintenance EC	<u>610.60-</u>	<u>610.60-</u>			<u>610.60-</u>






Location	, Fund				
0000	Unrestricted Resources, No Rep	496,957.53	496,957.53	197,086.66	299,870.87
0805	Billed By Invoice (Billables)			518.03	518.03-

Location	, Fund				
9800	Bldg Fd Interest/Other Sources			6,418.25	6,418.25-
9802	Measure Q 2015 C-2 Taxable		71,821.80	212,990.81	141,169.01-

Filtered by User Permissions, (Org = 97, Online/Offline = N, Fiscal Year = 2020, Period = 3, Unposted JEs? = N, Assets and Liabilities? = N,

[Redacted]						
[Redacted]						
Location	, Fund					
0000	Unrestricted Resources, No Rep	943,239.40	943,239.40	301,027.41	153,252.82	488,959.17

Location	Fund				
0007	LCFF - Free and Reduced	273,149.29	273,149.29		226,385.52
3010	IASA-Title I Basic Grants-Low	126,565.00	126,565.00		126,565.00
4035	NCLB Title II, Part A ImpTchrQ	385,661.80	385,661.80		319,724.99
9081	Collaborating Districts IPG		150,000.00	17,059.58	130,064.55



Location	, Fund					
0000	Unrestricted Resources, No Rep	<u>474,917.62</u>	<u>474,917.62</u>	<u>18,899.01</u>	<u>83,973.04</u>	<u>372,045.57</u>

Location	, Fund					
5310	Child Nutrition-School Program	1,093,682.00	1,093,682.00		204,059.86	889,622.14
5330	Child Nutrition-Summer Food Se	<u>16,000.00</u>	<u>16,000.00</u>		<u>3,630.71</u>	<u>12,369.29</u>
		<u>                    </u>	<u>                    </u>			<u>                    </u>







Location	, Fund					
0000	Unrestricted Resources, No Rep	<u>2,141,537.81</u>	<u>2,141,537.81</u>	<u>1,887,326.80</u>	<u>171,621.11</u>	<u>82,589.90</u>

Location	, Fund					
0000	Unrestricted Resources, No Rep	<u>5,586,259.00</u>	<u>5,586,259.00</u>	<u>154,966.78</u>	<u>103,565.87</u>	<u>5,327,726.35</u>



Location	Fund					
0000	Unrestricted Resources, No Rep	169,016.33	169,016.33	154,514.91	137,786.00	123,284.58-

Location	Fund					
0000	Unrestricted Resources, No Rep	11,098.00	11,098.00		4,257.83	6,840.17
0723	Transportation-Home to School	2,204,786.00	2,204,786.00	157,591.50	294,946.13	1,752,248.37
0724	Transportation-Special Educati	12,275,383.00	12,275,383.00	1,044,758.93	1,590,906.43	9,639,717.64
0900	Work Stoppage				89.60	89.60-

Location	Fund					
9800	Bldg Fd Interest/Other Sources			996,769.27	17,201.90	1,013,971.17-

Location	Fund					
0221	Mello Roos #2		15,291.00-			15,291.00-
9092	Mello Roos #2	15,291.00	30,582.00	1,221,798.00		1,191,216.00-




Location	Fund				
0000	Unrestricted Resources, No Rep	658,806.00	658,806.00	46,573.73	612,232.27



Location	, Fund					
4035	NCLB Title II, Part A ImpTchrQ	<u>87,580.00</u>	<u>87,580.00</u>			<u>87,580.00</u>






Location						
9130	Developer Fees	<u>3,668,507.00</u>	<u>3,668,507.00</u>			<u>3,668,507.00</u>

Location						
0221	Mello Roos #2		1,798,507.00-			1,798,507.00-
9092	Mello Roos #2	<u>1,798,507.00</u>	<u>3,597,014.00</u>		<u>1,448,507.00</u>	<u>2,148,507.00</u>






Location	Fund			
0000	Unrestricted Resources, No Rep	5,044,170.00-	5,044,170.00-	5,044,170.00-
0723	Transportation-Home to School	552,933.00-	552,933.00-	552,933.00-
0724	Transportation-Special Educati	1,164,348.00-	1,164,348.00-	<u>1,164,348.00-</u>









Location	Fund			
0000	Unrestricted Resources, No Rep	6,140,483.00-	6,140,483.00-	6,140,483.00-
1100	State Lottery	6,140,483.00	6,140,483.00	6,140,483.00



Location	, Fund					
0000	Unrestricted Resources, No Rep	<u>11,001,073.00</u>	<u>11,001,073.00</u>	<u>                    </u>	<u>                    </u>	<u>11,001,073.00</u>





Location	, Fund				
4035	NCLB Title II, Part A ImpTchrQ		35,454.10	9,243.39	5,993.25
					20,217.46



Location	Fund					
3010	IASA-Title I Basic Grants-Low	25,836.38	25,000.00			836.38
4035	NCLB Title II, Part A ImpTchrQ		1,513.80	3,944.96		5,458.76-




Location	, Fund				
4035	NCLB Title II, Part A ImpTchrQ		45,397.70	2,230.00	807.85
					42,359.85



Location	, Fund				
0805	Billed By Invoice (Billables)	6,700.00	6,700.00	1,626.12	5,073.88





Location , Fund

3010

1,000.00

500.00

500.00





Location	Fund			
4035	NCLB Title II, Part A ImpTchrQ		10,202.90	2,253.00
				7,949.90

Location	Fund					
3010	IASA-Title I Basic Grants-Low		500.00	500.00		
4035	NCLB Title II, Part A ImpTchrQ			1,339.87	649.00	1,988.87-






Location	, Fund				
4035	NCLB Title II, Part A ImpTchrQ		43,789.10	8,475.18	442.81-
					35,756.73



Location	, Fund					
0000	Unrestricted Resources, No Rep	<u>3,337.00</u>	<u>3,337.00</u>			<u>3,337.00</u>



Location	, Fund				
3010	IASA-Title I Basic Grants-Low	23,804.62	18,500.00	1,886.00	3,418.62
4035	NCLB Title II, Part A ImpTchrQ	21,199.80	3,872.24	265.21	17,062.35






Location	, Fund			
4035	NCLB Title II, Part A ImpTchrQ		13,061.30	1,804.00
				11,257.30







Location	, Fund					
0000	Unrestricted Resources, No Rep	9,293,843.50-	9,293,843.50-		3,648.59-	9,290,194.91-
3010	IASA-Title I Basic Grants-Low	806,967.00	806,967.00			806,967.00
4127	Title IV Prt A,SSAE	115,434.69	115,434.69			115,434.69



Location	, Fund			
0000	Unrestricted Resources, No Rep	850,907.00	850,907.00	850,907.00
0005	Lost Books	57,733.19	57,733.19	57,733.19
0013	LCFF -Assistance to Schools	3,500,000.00-	3,500,000.00-	3,500,000.00-
0016	Graduation Requirements SB 172	4,641.87	4,641.87	4,641.87
0018	Computer Replacement Program	474,752.21	474,752.21	474,752.21
0029	ROC/P Apportionment (6350)	233,316.30	233,316.30	233,316.30
0807	CELDT Calif English Language D	113,266.19	113,266.19	113,266.19
0812	Donations - Special Funds	785,687.10	785,687.10	785,687.10
0813	Rotary Club/Life Experience	11,517.35	11,517.35	11,517.35
0860	MAA-Medi Cal Activities (9405)	155,908.30	155,908.30	155,908.30
1100	State Lottery	115,502.78	115,502.78	115,502.78
3010	IASA-Title I Basic Grants-Low	6,409,991.97	6,409,991.97	6,409,991.97
3180	Title I, School Improvement G.	4,047,849.76	4,047,849.76	4,047,849.76
3182	ESSA,Comprehensive Suprt & Imp	1,160,845.99	1,160,845.99	1,160,845.99
3311	Spec Ed-IDEA Private Schl ISP	324,782.69	324,782.69	324,782.69
3395	Sp Ed-Alternative Dispute Reso	5,274.00	5,274.00	5,274.00
4035	NCLB Title II, Part A ImpTchrQ	182,644.91	182,644.91	182,644.91
4201	Title III Immigrant Education	140,324.94	140,324.94	140,324.94
4203	Title III Limited English Prof	448,282.37	448,282.37	448,282.37
5640	Medi-Cal Billing Option	1,409,392.51	1,409,392.51	1,409,392.51
5812	Community Oriented Policing S	394.77	394.77	394.77
5877	Youth in Action Mentoring Prgm	181,151.88	181,151.88	181,151.88
5949	MentalHlthAwarenessTrngGrnt	16,218.77	16,218.77	16,218.77
6011	ASES KIDS CODE PILOT PRGRM	362,723.38	362,723.38	362,723.38
6230	Californ Clean Energy Jobs Act	5,408,402.86	5,408,402.86	5,408,402.86
6300	Lottery Instructional Material	945,604.08	945,604.08	945,604.08
6371	CalWORKs ROCP/Adult.Ed	11,331.00	11,331.00	11,331.00
6382	Calif Career Pathways Trust	7,245.85	7,245.85	7,245.85
6385	Governor's CTE Initiative: CPA	22,156.89	22,156.89	22,156.89
6387	Career Tech Ed Incentive Gr	2,341,471.76	2,341,471.76	2,341,471.76
7085	Learning Comm for Sch Success	107,255.88	107,255.88	107,255.88
7220	Partnership Academies Program	226,917.77	226,917.77	226,917.77
7311	CLSFD SCH EMP PROF DEV BG	261,532.00	261,532.00	261,532.00
7510	LOW PERFORMING STUDENTS BG	19,947.00	19,947.00	19,947.00

Location	, Fund			
7836	Every 15 Minutes Program	497.13	497.13	497.13
7838	Expository Reading & Writing	43,327.09	43,327.09	43,327.09
9012	Action Civics	1,030.22	1,030.22	1,030.22
9013	Air Quality-Sacto Metropolitan	21,590.43	21,590.43	21,590.43
9016	Silicon Valley Comm Foundation	15,750.00	15,750.00	15,750.00
9020	Advanced Placement Test Fee Re	39,236.27	39,236.27	39,236.27
9023	Americans For The Arts	201.98	201.98	201.98
9030	ARE Revenues Earned-Grants	1,854.84	1,854.84	1,854.84
9036	Barona Education Grant	5,000.00	5,000.00	5,000.00
9049	CA ASSOC OF EDUCATORS	12,500.00	12,500.00	12,500.00
9050	CASH FOR COLLEGE	583.96	583.96	583.96
9052	California Endowment	5,362.73	5,362.73	5,362.73
9055	California Wellness Foundation	3,968.26	3,968.26	3,968.26
9056	Capital Exp./Priv, Sch (3015)	8,516.44	8,516.44	8,516.44
9058	Center for Youth Citizenship	1,085.43	1,085.43	1,085.43
9063	Campaign for Black Male Achvmt	8,406.42	8,406.42	8,406.42
9064	Civic Permits	41,566.88	41,566.88	41,566.88
9069	City of Rancho Cordova	6,391.61	6,391.61	6,391.61
9074	Connect Education	139.00	139.00	139.00
9082	Cowell Foundation	3,932.28	3,932.28	3,932.28
9084	College Futures Foundation	125,581.76	125,581.76	125,581.76
9085	Coca-Cola Valued Youth Program	18,607.69	18,607.69	18,607.69
9086	COLL FUTRS FDN RES PRAC	10,559.94	10,559.94	10,559.94
9087	Whole Kids Foundation	923.00	923.00	923.00
9125	Donations - Restricted	212,776.20	212,776.20	212,776.20
9151	ESEA - Engin. Scien, & Energy	52,163.68	52,163.68	52,163.68
9152	Educational Foundation	343.16	343.16	343.16
9155	Educational Technology K-12 Vo	174,672.65	174,672.65	174,672.65
9159	E Rate	57,461.91	57,461.91	57,461.91
9163	Each Mind Matters	250.00	250.00	250.00
9180	Federal from Another LEAs	9,896.63	9,896.63	9,896.63
9197	Garden - Start-Up	1,357.45	1,357.45	1,357.45
9198	Fruit Tree/Jamba J Grant	14,810.94	14,810.94	14,810.94
9201	Gates Foundation	67,031.77	67,031.77	67,031.77


Selection Filtered by User Permissions, (Org = 97, Online/Offline = N, Fiscal Year = 2020, Period = 3, Unposted JEs? = N, Assets and Liabilities? = N, Restricted Accts? = Y, SACS? = N, Fund = 01-71, Object = 1-7999, Location = 0000-9999, Page Break? = Y, Obj Digits = 0)

ESCAPE ONLINE

Location	, Fund			
9203	Gear Up (Gaining Early Awarene	227,759.44	227,759.44	227,759.44
9206	Gov Engaging Youth	17,961.19	17,961.19	17,961.19
9238	High School Exit Exam	16,193.69	16,193.69	16,193.69
9240	HIPPO	3,401.77	3,401.77	3,401.77
9306	JR. LEAGUE OF SAC	5,348.59	5,348.59	5,348.59
9324	Kaiser:Mental Hlth Wlnes Prgrm	3,000.00	3,000.00	3,000.00
9325	Kaiser: School Based Health C	474.68	474.68	474.68
9349	Landmark Const - Building Desi	3,540.89	3,540.89	3,540.89
9383	Lowe's Toolbox for Education	11,608.53	11,608.53	11,608.53
9384	Lutheran Community Foundation	220.00	220.00	220.00
9406	McClatchy Restoration - Founta	14,169.14	14,169.14	14,169.14
9414	MHSA - Bullyng	12,168.46	12,168.46	12,168.46
9417	High School Redesign	33,137.50	33,137.50	33,137.50
9423	Native American Health Center	750.00	750.00	750.00
9520	Partnership for Children & Yth	14,278.97	14,278.97	14,278.97
9545	Project Lead the Way	250.00	250.00	250.00
9549	Project READ	9,260.96	9,260.96	9,260.96
9551	Public Health Institute	2,452.57	2,452.57	2,452.57
9552	Real Estate	13,708.33-	13,708.33-	13,708.33-
9555	Raley's Extra Credit Grant	19,892.98	19,892.98	19,892.98
9566	Region 3 Training	60.00	60.00	60.00
9573	Sac County Training Agreement	67,320.29	67,320.29	67,320.29
9578	SCOE Art Grant	24,514.40	24,514.40	24,514.40
9590	Sacramento Region Community Fo	11,139.22	11,139.22	11,139.22
9606	Scholar Dollars Grant	6,037.71	6,037.71	6,037.71
9613	Social/Emotional Learning Proj	1,032.44	1,032.44	1,032.44
9614	S.D Bechtel Jr. Foundation	127,646.45	127,646.45	127,646.45
9633	Sp. Ed - Community Advisory C.	806.60	806.60	806.60
9646	Swimming	1,471.87	1,471.87	1,471.87
9648	Target Field Trip Grant	2,268.05	2,268.05	2,268.05
9649	Target Family Engagement	376.29	376.29	376.29
9652	TCE-Social/Emotional Health	141,005.45	141,005.45	141,005.45
9737	Western Growers Foun-School G.	645.03	645.03	645.03
9741	YMHFA	11,207.98	11,207.98	11,207.98

Selection Filtered by User Permissions, (Org = 97, Online/Offline = N, Fiscal Year = 2020, Period = 3, Unposted JEs? = N, Assets and Liabilities? = N, Restricted Accts? = Y, SACS? = N, Fund = 01-71, Object = 1-7999, Location = 0000-9999, Page Break? = Y, Obj Digits = 0)

ESCAPE ONLINE



Location	Fund			
9742	Youth Services America	1,000.00	1,000.00	1,000.00
9745	Youth Congress	2,733.92	2,733.92	2,733.92
9747	Black Child Legacy Campaign	1,500.00	1,500.00	1,500.00
9999	Suspense	19,556.60	19,556.60	19,556.60

Location	Fund			
0812	Donations - Special Funds	36,773.49	36,773.49	36,773.49
1100	State Lottery	9,759.21	9,759.21	9,759.21
3010	IASA-Title I Basic Grants-Low	12,635.05	12,635.05	12,635.05
6230	Californ Clean Energy Jobs Act	1,215,807.45	1,215,807.45	1,215,807.45
6300	Lottery Instructional Material	144,623.43	144,623.43	144,623.43
7311	CLSFD SCH EMP PROF DEV BG	5,567.00	5,567.00	5,567.00
7510	LOW PERFORMING STUDENTS BG	39,960.00	39,960.00	39,960.00
9020	Advanced Placement Test Fee Re	96.80	96.80	96.80
9064	Civic Permit (2,967.45) Tj -608.85 0 Td NTSs-597.6 0 Td 4759.26 Civi 95M 2507.45 ru R5 0ho0 Trdovices America) Tj -71.05 -12.95 Td nce	2,967.45	2,967.45	2,967.45





Location	, Fund		
0000	Unrestricted Resources, No Rep	2,428.84-	2,428.84

