


Fund						
0010	A. M. WINN	3,198,620.95	3,204,687.95	5,500.00	97,224.02	3,101,963.93
0017	BEAR FLAG	2,503.00	2,503.00		141.14	2,361.86
0024	BOWLING GREEN MCCOY	257,714.13-	257,714.13-		9,837.83	267,551.96-
0025	BOWLING GREEN -CHACON	131,211.53-	131,211.53-		1,468.68	132,680.21-
0029	BRET HARTE	2,637,769.69	2,637,769.69	59,760.15	217,389.95	2,360,619.59
0032	CALEB GREENWOOD	4,108,022.20	4,108,022.20	30,186.18	131,998.12	3,945,837.90
0035	CAMELLIA BASIC	3,644,827.44	3,644,827.44	19,532.81	109,004.25	3,516,290.38
0037	CAROLINE WENZEL	2,622,107.43	2,622,107.43	21,254.20	62,553.14	2,538,300.09
0040	CLAYTON B. WIRE	49,029.00	49,029.00		2,968.54	46,060.46
0043	C. P. HUNTINGTON	45,717.00	45,717.00		3,398.91	42,318.09
0059	DAVID LUBIN	4,341,374.05	4,341,374.05	246,382.09	115,053.64	3,979,938.32
0095	EARL WARREN	3,053,892.85	3,295,292.85	5,000.00	88,370.57	3,201,922.28
0097	ABRAHAM LINCOLN	3,789,367.11	3,789,367.11	25,339.91	79,918.61	3,684,108.59
0098	CESAR CHAVEZ INTERMEDIATE	2,479,370.87	2,479,370.87	16,740.16	55,639.90	2,406,990.81
0100	EDWARD KEMBLE	4,520,269.33	4,543,298.03	66,752.33	92,253.80	4,384,291.90
0101	SUSAN B. ANTHON	4,699,954.83	4,699,954.83	238,701.07	365,410.41	4,095,843.35
0104	ELDER CREEK	5,004,023.65	5,004,023.65	398,443.72	268,972.18	4,336,607.75
0108	ETHEL I. BAKER	4,486,501.60	4,609,331.03	35,000.00	89,815.75	4,484,515.28
0110	ETHEL PHILLIPS	4,275,828.81	4,275,828.81	148,606.85	99,140.65	4,028,081.31
0111	JOHN MORSE THERAPEUTIC CENTER	2,553,206.97	2,557,781.97	10,852.97	48,595.79	2,498,333.21
0112	MARIAN ANDERSON	25,082.00	25,082.00		1,075.94	24,006.06
0114	FREEPORT	47,105.00	47,105.00		1,255.53	45,849.47
0117	FATHER KEITH B. KENNY	2,575,383.37	2,575,383.37	144,439.96	557,507.31	1,873,436.10
0122	FRUIT RIDGE	78,307.00	78,307.00		6,424.67	71,882.33
0130	GOLDEN EMPIRE	4,262,312.81	4,263,794.00	15,606.70	292,292.22	3,955,895.08
0138	MARTIN LUTHER KING JR.	3,587,421.26	3,593,488.26	209,692.39	72,566.23	3,311,229.64
0139		4,445,866.15	4,445,866.15	412,636.63	305,950.67	3,727,278.85
					0153	JOHN BIDWELL
					0163	JOHN CABRILL


Filtered by User Permissions, (O
Restricted Accts? = Y, SACS? =

Fund						
0168	JOHN D. SLOAT	3,792,744.38	3,792,744.38	27,479.09	88,610.55	3,676,654.74
0173	ALICE BIRNEY WALDORF	3,841,433.45	3,851,068.75	14,762.58	69,575.90	3,766,730.27
0178	SUCCESS ACADEMY	1,483,091.88	1,483,091.88	14,986.08	70,797.89	1,397,307.91
0183	JOSEPH BONNHEIM	24,300.00	24,300.00		1,236.52	23,063.48
0185	NEW JOSEPH BONNHEIM	55,676.18	55,676.18		5,713.49	49,962.69
0190	SOL AUREUS COLLEGE PREP	80,356.00	80,356.00		7,478.93	72,877.07
0200	LANGUAGE ACADEMY	248,590.00	248,590.00		29,092.37	219,497.63
0210	CAL. MONTESSORI PROJECT CAPITO	172,465.00	172,465.00		28,393.62	144,071.38
0213	CAPITOL COLLEGIATE ACADEMY	42,000.00	42,000.00		6,704.57	35,295.43
0223	MAPLE	72,432.00	72,432.00		4,201.62	68,230.38
0229	MARK HOPKINS	68,959.00	68,959.00			68,959.00
0235	MARK TWAIN	2,593,813.15	2,593,813.15	48,172.78	83,443.59	2,462,196.78
0242	MATSUYAMA	4,267,532.49	4,267,532.49	128,998.38	732,557.42	3,405,976.69
0262	NICHOLAS	4,466,734.27	4,466,734.27	25,282.56	128,448.82	4,313,002.89
0265	OAK RIDGE	3,506,183.42	3,506,263.42	40,000.34	124,031.34	3,342,231.74
0267	O. W. ERLEWINE	2,728,730.95	2,728,730.95	9,312.08	48,312.37	2,671,106.50
0269	PACIFIC	4,804,018.50	4,804,018.50	333,427.69	168,889.78	4,301,701.03
0270	OAK PARK CHARTER	19,000.00	19,000.00		1,756.89	17,243.11
0272	PARKWAY	5,022,111.78	5,053,711.78	402,820.40	186,194.33	4,464,697.05
0277	PETER BURNETT	4,140,988.24	4,024,283.43	82,587.72	482,854.32	3,458,841.39
0282	PHOEBE HEARST	4,276,485.12	4,276,485.12	14,711.05	102,039.50	4,159,734.57
0284	LISBON	20,195.00	20,195.00		809.31	19,385.69
0285	PONY EXPRESS	3,253,659.92	3,253,659.92	21,211.99	84,276.21	3,148,171.72
0290	PUBLIC SCHOOL 7	82,800.00	82,800.00		8,229.38	74,570.62
0295	YAV PEM SUAB ACADEMY	76,000.00	76,000.00		6,925.88	69,074.12
0300	CROCKER/RIVERSIDE	4,267,490.19	4,267,490.19	15,702.66	74,922.89	4,176,864.64
0305	JAMES W. MARSHALL	3,840,519.06	3,840,519.06	3,300.00	107,993.25	3,729,225.81
0327	SEQUOIA	3,565,730.32	3,565,730.32	2,315.00	49,094.02	3,514,321.30
0350	GENEVIEVE DIDION	4,418,186.61	4,424,253.61	17,751.77	78,436.30	4,328,065.54
0354	SUTTERVILLE	4,081,425.82	4,081,425.82	14,186.27	116,577.65	3,950,661.90
0359	TAHOE	2,969,567.57	2,969,567.57	1,268.75	86,801.78	2,881,497.04
0363	THEODORE JUDAH	4,182,246.72	4,182,246.72	22,323.38	119,217.79	4,040,705.55
0375	THOMAS JEFFERSON	7,023.00	7,023.00		306.71	6,716.29
0379	WASHINGTON	2,549,269.39	2,669,969.39	10,393.21	127,477.50	2,532,098.68



Fund				
------	--	--	--	--

0384	2,962,882.63	2,962,882.63	24,459.79	206,773.49
------	--------------	--------------	-----------	------------



--

Fund						
0704	COMMUNICATIONS	834,739.94	834,739.94	17,600.00	105,612.42	711,527.52
0705	EMPLOYEE RELATIONS	17,255.00	17,255.00	10,256.68		6,998.32
0708	INTEGRATED SERVICES	1,897,818.29	1,972,818.29	49,767.80	99,574.27	1,823,476.22
0710	CONSTITUENT SERVICES	188,554.65	188,554.65	255.00	16,700.51	171,599.14
0712	AREA ASSISTANT SUPERIN -WEST	281,249.30	281,249.30		46,727.49	234,521.81
0713	ADULT/VOC ED	360,000.00	360,000.00			360,000.00
0714	AREA ASSISTANT SUPERINTENDENT	263,743.61	263,743.61		37,097.73	226,645.88
0715	CHILDREN'S CEN	847,039.00	847,039.00			847,039.00
0716	AREA ASSISTANT SUPERIN-CENTRAL	262,918.47	262,918.47		43,763.03	219,155.44
0717	LEGAL COUNSEL	3,417,275.46	3,417,275.46	2,163,543.01	75,585.44	1,178,147.01
0720	AREA ASSITANT SUPERIN-EAST	542,140.56	542,140.56	8,520.00	91,459.52	442,161.04
0721	CHIEF ACADEMIC OFFICER	2,839,195.43	2,825,195.43	74,048.45	220,306.89	2,530,840.09
0723	DEPUTY SUPERINTENDENT	450,673.03	450,673.03	35,582.50	174,229.49	240,861.04
0724	MUSIC SECTION	791,375.98	791,375.98	53,000.00		738,375.98
0725	STATE AND FEDERAL PROGRAMS	1,224,432.51	1,052,084.31	1,200.00	43,775.74	1,007,108.57
0726	LIBRARY AND TEXTBOOK SERVICES	2,681,416.32	2,681,416.32	77,644.58	1,655,780.06	947,991.68
0727	MULTILINGUAL/MULTICULTURAL MED	1,463,115.87	1,463,115.87	9,689.59	90,425.01	1,363,001.27
0728	MATERIALS DEVELOPMENT LAB	14,063.00-	14,063.00-	35,550.07	3,427.84	53,040.91-
0731	AMERICAN INDIAN EDUCATION	27,570.00	35,138.00	2,178.00	1,565.55	31,394.45
0732	CAREER & TECHNICAL PREPARATION	2,072,751.76	2,072,751.76	9,326.78	25,481.74	2,037,943.24
0733	SCHOOL FAMILY & COMM PARTNERS	695,754.43	695,754.43	13,578.71	65,821.24	616,354.48
0735	FAMILY AND COMMUNITY ENGAGE	204,826.52	204,826.52		18,988.94	185,837.58
0737	CURRICULUM & PROF DEVELOP	6,738,773.66	6,738,773.66	12,951.69	215,253.73	6,510,568.24
0739	LINKED LEARNING	952,245.92	952,245.92	29,882.80	95,336.28	827,026.84
0740	ENROLLMENT CENTER	2,036,118.19	2,036,118.19	64,976.00	250,464.22	1,720,677.97
0741	STRATEGIC PLAN INITIATIVES	836,250.00	836,250.00			836,250.00
0742		3,922,097.85	3,237,003.85			

Fund						
0758	ISS (INTEGRATED SUPPORT SERV.)	467,498.00	467,498.00		47,583.94	419,914.06
0759	YES - 21st CENTURY	463,000.00	463,000.00		101,043.89	361,956.11
0760	STUDENT SERVICES	1,121,570.75	1,121,570.75	47,740.27	149,982.03	923,848.45
0763	FOSTER YOUTH SE	1,333,160.00	1,333,160.00	60,398.40	129,242.28	1,143,519.32
0764	HEALTH SERVICES	3,260,418.47	3,260,418.47	559,085.42	114,073.35	2,587,259.70
0765	PYD (Positive Youth Developm.)				56.77	56.77-
0767	YOUTH DEVELOPMENT	9,314,815.90	10,936,388.19	27,028.41	537,956.39	10,371,403.39
0770	HUMAN RESOURCE SERVICES	3,201,357.22	3,201,357.22	199,013.22	517,539.31	2,484,804.69
0772	EMPLOYEE COMPENSATION	1,045,920.51	1,045,920.51	29,389.48	144,626.76	871,904.27
0775	COBRA BENEFICIARY				5,677.80	5,677.80-
0776	STAFF DEVELOPME	69,331.70	69,331.70		11,414.66	57,917.04
0780	ASSESS RESEARCH & EVAL. SVS	1,174,131.73	1,174,131.73	210,501.08	120,520.97	843,109.68
0800	BUSINESS SERVICES	2,049,886.79	2,049,886.79	527,965.59	88,952.01	1,432,969.19
0801	INTERNAL AUDIT	297,273.28	297,273.28	44,900.00	23,587.70	228,785.58
0802	ACCOUNTING SERV	1,101,009.98	1,101,009.98	7,693.19	161,827.23	931,489.56
0804	BUDGET SERVICES	1,297,145.71	1,297,145.71	5,701.85	204,688.57	1,086,755.29
0807	FACILITIES SUPPORT	803,373.63	803,373.63	126,363.34	75,985.38	601,024.91
0808	INFORMATION SER	6,928,296.69	6,928,296.69	2,135,496.57	1,177,610.55	3,615,189.57
0810		102,260.00	84,470.39			


Fund						
0594	A. WARREN MCCLASKEY	2,602,490.14	2,464,064.48	39,466.23	178,510.58	2,246,087.67
0713	ADULT/VOC ED	18,000.00	18,000.00		37,372.86	19,372.86
0856	STRS PENSION	196,510.00	196,510.00			196,510.00
0995	ACCT CONTROL AWAITING FUNDS	79,628.32	79,628.32			79,628.32

Fund						
0148	LEATAATA FLOYD				671.88	671.88
0445	JOHN H. STILL - K-8				448.00	448.00
0715	CHILDREN'S CEN	14,031,980.00	14,031,980.00	155,884.07	885,705.59	12,990,390.34
0856	STRS PENSION	386,042.00	386,042.00			386,042.00
0995	ACCT CONTROL AWAITING FUNDS	270,401.47	270,401.47			270,401.47

Fund						
0810	NUTRITION SVCS	25,838,309.00	25,838,309.00	3,729,884.28	664,808.97	21,443,615.75
0835	DISTRIBUTION SERV	1,109,682.00	1,109,682.00		113,561.78	996,120.22
0995	ACCT CONTROL AWAITING FUNDS	707.00	707.00			707.00

Fund						
0010	A. M. WINN		186,120.30	186,120.30		
0017	BEAR FLAG			299,174.66	22,381.21	321,555.87
0024	BOWLING GREEN MCCOY		7,376.15	1,002.14	4,803.34	1,570.67
0032	CALEB GREENWOOD		9,014.75	1,034.29		7,980.46
0035	CAMELLIA BASIC		261,754.50	261,366.00	388.50	
0040	CLAYTON B. WIRE			18,700.07		18,700.07
0043	C. P. HUNTINGTON			9,350.04		9,350.04
0059	DAVID LUBIN		9,406.81	43,741.78	3,688.50	38,023.47
0095	EARL WARREN		590,301.97	489,762.53	100,539.44	
0097	ABRAHAM LINCOLN		15,368.85	431.48	11,741.37	3,196.00
0100	EDWARD KEMBLE		2,718.52	2,570.52	148.00	
0101	SUSAN B. ANTHON		30,556.09	29,758.09	798.00	
0104	ELDER CREEK		516,270.54	501,911.78	10,922.00	3,436.76
0108	ETHEL I. BAKER		497,235.90	143,471.90	353,764.00	

Fund					
0110	ETHEL PHILLIPS	219,713.27	130,873.19	48,256.00	40,584.08
0111	JOHN MORSE THERAPEUTIC CENTER		5,610.02		5,610.02-
0112	MARIAN ANDERSON	11,339.34	52,137.84	1,336.25	42,134.75-
0114	FREEPORT		382,608.06	28,325.89	410,933.95-
0130	GOLDEN EMPIRE	2,000,014.94	850,398.17	1,186,127.15	36,510.38-
0138	MARTIN LUTHER KING JR.	3,972.01	3,676.01	296.00	
0139	H. W. HARKNESS	2,639.35	2,491.35	148.00	
0144	HUBERT H. BANCROFT	83,090.78	82,630.11	148.00	312.67
0146	ISADOR COHEN	8,399.94	642.25	5,870.69	1,887.00
0148	LEATAATA FLOYD	7,803.44	1,171.43		6,632.01
0151	LEONARDO DA VINCI	60,252.59	1,119.93	49,950.00	9,182.66
0163	JOHN CABRILLO	2,173,692.70	524,233.08	1,649,459.62	
0168	JOHN D. SLOAT	171,309.49	170,721.49	588.00	
0183	JOSEPH BONNHEIM	3,813.67	3,517.67	296.00	
0190	SOL AUREUS COLLEGE PREP		10,696.49	2,006.70	12,703.19-
0200	LANGUAGE ACADEMY		24,493.39	4,595.02	29,088.41-
0229	MARK HOPKINS	8,399.95	7,622.95	777.00	
0242	MATSUYAMA	2,639.35	2,491.36	148.00	.01-
0262	NICHOLAS	8,399.95	7,622.95	777.00	
0267	O. W. ERLEWINE	3,927.18	3,466.51	148.00	312.67
0269	PACIFIC	15,402.86	14,324.86	1,078.00	
0270	OAK PARK CHARTER		11,824.61	2,218.33	14,042.94-
0272	PARKWAY	3,813.67	23,464.41	296.00	19,946.74-
0282	PHOEBE HEARST	11,307.91	704.55		10,603.36
0285	PONY EXPRESS	10,302.59	1,119.93		9,182.66
0300	CROCKER/RIVERSIDE	11,476.91	31,526.23		20,049.32-
0327	SEQUOIA	64,203.56	64,203.56		
0354	SUTTERVILLE	5,101.50	1,646.39	2,332.44	1,122.67
0359	TAHOE	6,088.31	5,570.31	518.00	
0363	THEODORE JUDAH	11,476.91	46,486.28		35,009.37-
0375	THOMAS JEFFERSON		273,932.24	21,046.83	294,979.07-
0379	WASHINGTON	54,455.37	54,307.37	148.00	
0384	WILLIAM LAND	5,945.65	3,836.39	1,698.50	410.76
0390	WOODBINE	111,559.89	83,543.81	24,828.00	3,188.08



Fund						
0284	LISBON		138,000.00-			138,000.00-
0807	FACILITIES SUPPORT	138,000.00	276,000.00	14,605.00		261,395.00
0844	TRANSPORTATION	15,291.00	15,291.00	1,221,798.00		1,206,507.00-
0852	LEASE REVENUE BONDS	<u>1,798,507.00</u>	<u>1,798,507.00</u>		1,448,507.00	<u>350,000.00</u>

