







Fund						
0010	A. M. WINN	3,198,620.95	3,204,687.95	5,000.00	26,520.46	3,173,167.49
0017	BEAR FLAG	2,503.00	2,503.00			2,503.00
0024	BOWLING GREEN MCCOY	257,714.13-	257,714.13-		2,647.82	260,361.95-
0025	BOWLING GREEN -CHACON	131,211.53-	131,211.53-		734.34	131,945.87-
0029	BRET HARTE	2,637,769.69	2,637,769.69	68,505.80	81,432.54	2,487,831.35
0032	CALEB GREENWOOD	4,108,022.20	4,108,022.20	91,752.66	15,646.62	4,000,622.92
0035	CAMELLIA BASIC	3,644,827.44	3,644,827.44	18,153.82	38,210.23	3,588,463.39
0037	CAROLINE WENZEL	2,621,409.86	2,621,409.86	6,401.21	14,019.57	2,600,989.08
0040	CLAYTON B. WIRE	49,029.00	49,029.00			49,029.00
0043	C. P. HUNTINGTON	45,717.00	45,717.00			45,717.00
0059	DAVID LUBIN	4,341,374.05	4,341,374.05	243,546.04	39,150.93	4,058,677.08
0095	EARL WARREN	3,010,104.85	3,010,104.85	6,947.31	23,708.36	2,979,449.18
0097		3,780,312.28	3,780,312.28	25,679.91	21,245.13	





Fund						
0759	YES - 21st CENTURY	463,000.00	463,000.00	70,700.00	17,303.44	374,996.56
0760	STUDENT SERVICES	896,560.75	896,560.75	33,561.27	68,712.80	794,286.68
0763	FOSTER YOUTH SE	973,160.00	973,160.00	58,898.40	50,975.83	863,285.77
0764	HEALTH SERVICES	3,190,418.47	3,190,418.47	553,800.47	40,772.80	2,595,845.20
0767	YOUTH DEVELOPMENT	8,407,061.43	8,407,061.43	262,075.70	157,633.54	7,987,352.19
0770	HUMAN RESOURCE SERVICES	3,201,357.22	3,201,357.22	201,259.80	268,502.51	2,731,594.91
0772	EMPLOYEE COMPENSATION	1,045,920.51	1,045,920.51	29,422.48	71,960.38	944,537.65
0776	STAFF DEVELOPME	69,331.70	69,331.70		5,707.33	63,624.37
0780	ASSESS RESEARCH & EVAL. SVS	1,149,131.73	1,149,131.73	234,753.88	47,395.21	866,982.64
0800	BUSINESS SERVICES	2,049,886.79	2,049,886.79	412,771.88	29,435.60	1,607,679.31
0801	INTERNAL AUDIT	297,273.28	297,273.28	44,900.00	11,793.85	240,579.43
0802	ACCOUNTING SERV	1,101,009.98	1,101,009.98	18,950.00	77,110.17	1,004,949.81
0804	BUDGET SERVICES	1,297,145.71	1,297,145.71	4,100.00	102,152.47	1,190,893.24
0807	FACILITIES SUPPORT	803,373.63	803,373.63	91,531.25	38,313.10	673,529.28
0808	INFORMATION SER	6,678,296.69	6,678,296.69	2,541,505.91	241,120.61	3,895,670.17
0810	NUTRITION SVCS	102,260.00	102,260.00			102,260.00
0821	SAFE SCHOOLS OFFICE	1,622,115.09	1,622,115.09		4,662.69	1,617,452.40
0822	BLDNG & GROUNDS	15,728,894.60	15,674,265.90	1,023,142.92	944,424.89	13,706,698.09
0823	SECURITY SERVICES	417,478.56	417,478.56	300.00	30,953.97	386,224.59
0824	OPERATIONS SERV	1,793,529.46	1,793,529.46	138,000.00	97,754.23	1,557,775.23
0825	EDUCATION CTR	496,957.53	496,957.53		41,546.90	455,410.63
0830	PURCHASING SERV	943,239.40	943,239.40	304,528.00	36,660.02	602,051.38
0831	SCHOOL CLIMATE	785,376.09	785,376.09		14,510.57	770,865.52
0835	DISTRIBUTION SERV	425,263.99	425,263.99	21,254.99	35,158.86	368,850.14
0840	RISK MANAGEMENT	2,141,537.81	2,141,537.81	1,939,833.29	8,642.02	193,062.50
0842	REPRODUCTION	169,016.33	169,016.33	210,400.00	39,329.49	80,713.16-
0844	TRANSPORTATION	14,491,267.00	14,491,267.00	1,413,686.10	209,760.03	12,867,820.87
0845	REASSIGNED	658,806.00	658,806.00			658,806.00
0847	TITLE II - STAFF DEVEL./CPT	87,580.00	87,580.00			87,580.00
0848	STATUTORY BENEFIT CHANGES				573.91	573.91-
0853	SALARY LAPSE	6,761,451.00-	6,761,451.00-			6,761,451.00-
0856	STRS PENSION	18,422,687.00	18,422,687.00			18,422,687.00
0860	LOTTERY					
0861	NEGOTIATIONS LIABILITY	11,001,073.00	11,001,073.00			11,001,073.00

Fund						
0862	DIRECT SERVICES/SCHOOL SITE	6,838,616.00	6,838,616.00			6,838,616.00
0926	CAPITAL CHRISTIAN			850.00	4,307.00	5,157.00-
0930	CRISTO REY HIGH SCHOOL			2,461.13	3,944.96	6,406.09-
0932	CHRISTIAN BROTHERS				807.85	807.85-
0939	RIVER OAK CENTER	6,700.00	6,700.00			6,700.00
0951	ST. MARY'S			995.00		995.00-
0953	ST. ROBERT'S			1,339.87	649.00	1,988.87-
0956	ST FRANCIS				474.29-	474.29
0980	JOHN PAUL II	3,337.00	3,337.00			3,337.00
0985	ST. PATRICK'S			3,138.00		3,138.00-
0988	EDWARD KELLY	2,648.00	2,648.00			2,648.00
0990	INDIRECT COSTS	6,999,915.56-	6,999,915.56-			6,999,915.56-
0995	ACCT CONTROL AWAITING FUNDS	1,066,290.00	1,066,290.00			1,066,290.00
0997	PAYROLL CLEARING ACCOUNT				2,406.03	2,406.03-

Fund						
0024	BOWLING GREEN MCCOY	4,634,592.00	4,634,592.00	156,645.48	16,878.46	4,461,068.06
0025	BOWLING GREEN -CHACON	3,546,080.00	3,546,080.00	169,233.30	22,391.36	3,354,455.34
0185	NEW JOSEPH BONNHEIM	2,968,890.00	2,968,890.00	32,755.79	28,408.11	2,907,726.10
0505	GEORGE WASHINGTON CARVER SCHOO	2,576,930.00	2,576,930.00	85,736.01	3,757.13	2,487,436.86
0535	NEW TECH	2,257,429.00	2,257,429.00	263,555.83	15,627.51	1,978,245.66
0560	THE MET	2,921,589.00	2,921,589.00	39,427.19	15,045.05	2,867,116.76
0856	STRS PENSION	717,458.00	717,458.00			717,458.00

Fund						
0593		4,273,698.86	4,274,001.49	299,527.51	151,978.78	3 Td (4,273,698.86)



Fund						
0715	CHILDREN'S CEN	14,031,980.00	14,031,980.00	135,050.93	527,118.27	13,369,810.80
0856	STRS PENSION	386,042.00	386,042.00			386,042.00

Fund						
0810	NUTRITION SVCS	25,838,309.00	25,838,309.00	3,762,669.90	209,319.35	21,866,319.75
0835	DISTRIBUTION SERV	1,109,682.00	1,109,682.00		43,740.32	1,065,941.68

Fund						
0010	A. M. WINN		186,120.30	186,120.30		
0017	BEAR FLAG			321,555.87		321,555.87-
0024	BOWLING GREEN MCCOY		7,376.15	5,805.48		1,570.67
0032	CALEB GREENWOOD		9,014.75	1,034.29		7,980.46
0035	CAMELLIA BASIC		261,754.50	261,754.50		
0040	CLAYTON B. WIRE			18,700.07		18,700.07-
0043	C. P. HUNTINGTON			9,350.04		9,350.04-
0059	DAVID LUBIN		6,106.81	44,130.28		38,023.47-
0095	EARL WARREN		590,301.97	590,301.97		
0097	ABRAHAM LINCOLN		15,368.85	12,172.85		3,196.00
0100	EDWARD KEMBLE		2,718.52	2,718.52		
0101	SUSAN B. ANTHON		30,556.09	30,556.09		
0104	ELDER CREEK		516,270.54	512,833.78		3,436.76
0108	ETHEL I. BAKER		497,235.90	497,235.90		
0110	ETHEL PHILLIPS		226,419.00	179,129.19		47,289.81
0111	JOHN MORSE THERAPEUTIC CENTER			5,610.02		5,610.02-
0112	MARIAN ANDERSON		11,339.34	53,474.09		42,134.75-
0114	FREEPORT			410,933.95		410,933.95-
0130	GOLDEN EMPIRE		1,873,196.53	2,036,512.59	12.73	163,328.79-
0138	MARTIN LUTHER KING JR.		3,972.01	3,972.01		
0139	H. W. HARKNESS		2,639.35	2,639.35		
0144	HUBERT H. BANCROFT		83,090.78	82,778.11		312.67
0146	ISADOR COHEN		8,399.94	6,512.94		1,887.00
0148	LEATAATA FLOYD		7,803.44	1,171.43		6,632.01
0151	LEONARDO DA VINCI		60,252.59	51,069.93		9,182.66




Selection Filtered by User Permissions, (Org = 97, Online/Offline = N, Fiscal Year = 2020, Period = 1, Unposted JEs? = N, Assets and Liabilities? = N, Restricted Accts? = Y, SACS? = N, Fund = 01-71, Object = 1-7, Location = 0000-9999, Page Break? = N, Obj Digits = 0)

ESCAPE ONLINE

Fund				
0163	JOHN CABRILLO	2,173,692.70	2,173,692.70	
0168	JOHN D. SLOAT	171,309.49	171,309.49	
0183	JOSEPH BONNHEIM	3,813.67	3,813.67	
0190	SOL AUREUS COLLEGE PREP		12,703.19	12,703.19-
0200	LANGUAGE ACADEMY		29,088.41	29,088.41-
0229	MARK HOPKINS	8,399.95	8,399.95	
0242	MATSUYAMA	2,639.35	2,639.36	.01-
0262	NICHOLAS	8,399.95	8,399.95	
0267	O. W. ERLEWINE	3,927.18	3,614.51	312.67
0269	PACIFIC	15,402.86	15,402.86	
0270	OAK PARK CHARTER		14,042.94	14,042.94-
0272	PARKWAY	3,813.67	23,760.41	19,946.74-
0282	PHOEBE HEARST	11,307.91	704.55	10,603.36
0285	PONY EXPRESS	10,302.59	1,119.93	9,182.66
0300	CROCKER/RIVERSIDE	11,476.91	31,526.23	20,049.32-
0327	SEQUOIA	64,203.56	64,203.56	
0354	SUTTERVILLE	5,101.50	3,978.83	1,122.67
0359	TAHOE	6,088.31	6,088.31	
0363	THEODORE JUDAH	11,476.91	46,486.28	35,009.37-
0375	THOMAS JEFFERSON		294,979.07	294,979.07-
0379	WASHINGTON	54,455.37	54,455.37	
0384	WILLIAM LAND	5,945.65	5,534.89	410.76
0390	WOODBINE	111,559.89	111,559.89	
0410	ALBERT EINSTEIN	15,685.57	12,489.57	3,196.00
0415	CALIFORNIA	11,339.35	891.86	10,447.49
0431	FERN BACON	9,581.26	9,581.26	
0445	JOHN H. STILL - K-8	9,555.77	9,555.77	
0450	KIT CARSON	312,540.78	312,540.78	
0480	SAM BRANNAN	3,304,506.57	3,303,856.57	650.00
0490	SUTTER MIDDLE	241,849.27	241,849.27	
0495	WILL C. WOOD	16,656.70	15,534.03	1,122.67
0510	C. K. MCCLATCHY	102,585.67	78,696.63	23,889.04
0517	HEALTH PROFESSIONS HIGH SCHOOL	4,932.49	4,932.49	
0520	HIRAM JOHNSON	12,473,272.91	12,438,129.77	35,143.14

Selection Filtered by User Permissions, (Org = 97, Online/Offline = N, Fiscal Year = 2020, Period = 1, Unposted JEs? = N, Assets and Liabilities? = N, Restricted Accts? = Y, SACS? = N, Fund = 01-71, Object = 1-7, Location = 0000-9999, Page Break? = N, Obj Digits = 0)

[ESCAPE ONLINE](#)





Fund						
0840	RISK MANAGEMENT	5,586,259.00	5,586,259.00	193,000.00	24,462.77	5,368,796.23

Fund						
0772	EMPLOYEE COMPENSATION	9,495,317.00	9,495,317.00	3,859,775.00	791,106.34	4,844,435.66