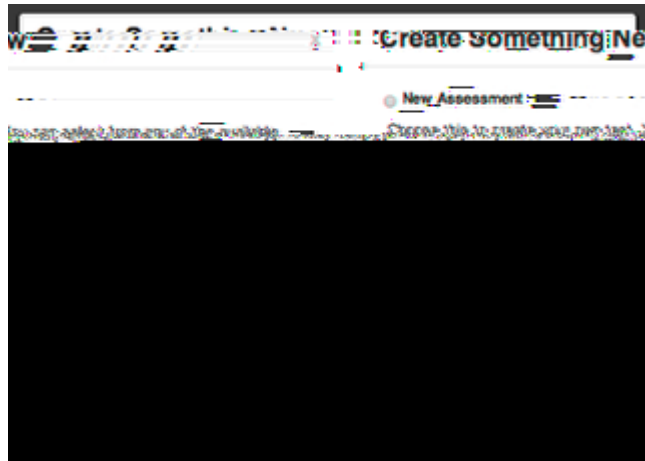



The itembank is a permission-based feature and if enabled, will appear as option in:
 > Itembank; or under
 and click






To access assessments you have created within the Itembank, both published and unpublished, click on the [redacted] tab. This will bring you to your list of assessments.

Click on the assessment [redacted] to open the assessment.

You can also [redacted] and [redacted] from this screen.

Select the [redacted] to delete an assessment-NOTE: THIS CANNOT BE UNDONE.

You can also search for specific assessments by using the [redacted]



To access items you have created within the Itembank, both published and unpublished, click on the _____ tab. This will show you all of the individual items you have created.

Select the _____ to edit any portion of the item.

Select the _____ icon to duplicate an item.

Select the _____ to delete an item.

Click on _____ to access any passage based items you have created.

Click _____ to create a new item.

You can also search for specific items by using the _____ search bar at the top of the page. Click _____